

US STEEL KOSICE/SLOVAKIA
50.3023.01
SUBSTATION T80

CAPACITOR
CIRCUIT DIAGRAM

A = L05 / A01

DATE :	06.06.2005
prep. :	ADAM
Check:	GROHMANN
Norm :	

D009781.02. 605-3. AHA

50.3023.01.A3.741
COVER SHEET
PANEL
05

22.12.2006
HJ0115MD
L05
A01
ADAM

03 AS BUILT	05.12.2006	AD	Name
02 Fact. -Rev.	09.11.2005	AD	
01 Approval	20.09.2005	AD	
Nr. Alteration	Date		

INSTRU. AND CONTROL

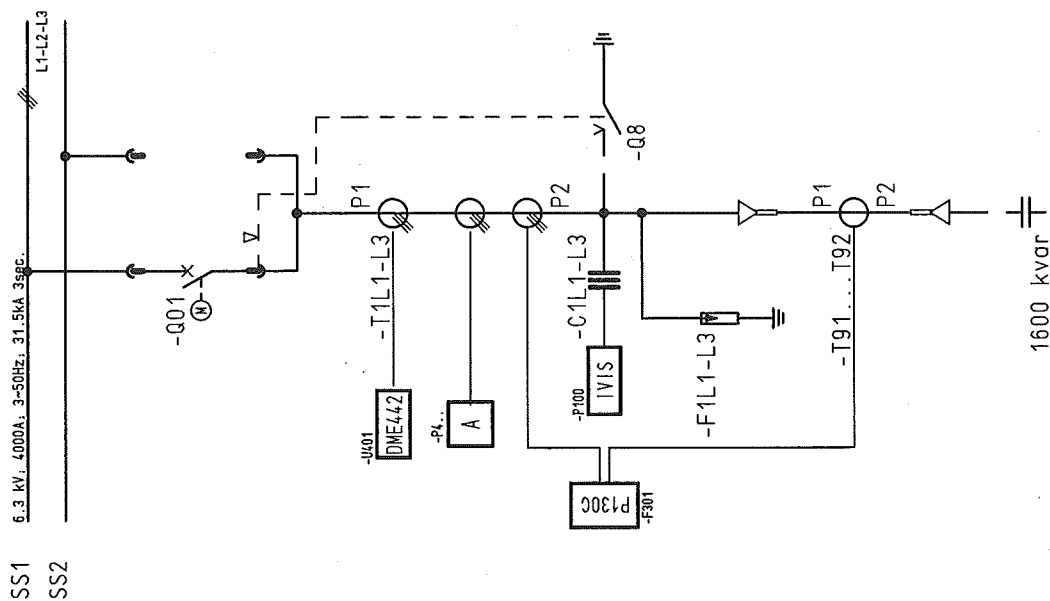
FUNCTION	LOCAL	LOCAL CONTROL	REMOTE CONTROL	REMARKS
CONTROL	-08 -001, -002		-001, -002	
STATUS SIGNAL	-001, -002, -08		-001, -002, -08	
MEASUREMENT	I (L1-L3)		I (L2), U(L1-L2) P (P2), Q(Q2)	
PROTECTION	MICOM P130C 27, 32, 46, 48, 49, 50P, 50N, 50BF, 51, 51N, 59, 59N, 66, 67, 67N, 79, 810 81U, 86			
METERING				

TECHNICAL SWITCH DATA

[illegible]

TECHNICAL TRANSFORMER DATA

DESIGN	MANUFACT	TYPE	RATIO	WIDE	REMARKS
-T1L1	AEG	CT12	250/1/1/1A	C1: cl. 0.2FS5 15VA	
-T1L2	AEG	CT12	250/1/1/1A	C2: cl. 1FS5 15VA	
-T1L3	AEG	CT12	250/1/1/1A	C3: cl. 10P10 15VA	
-T91	AEG	RKT 250/160 Gr.3	60/1A	C1: cl. 3FS5 1.2VA	
-T92	AEG	RKT 250/160 Gr.3	60/1A	C1: cl. 3FS5 1.2VA	
-T93	AEG	RKT 250/160 Gr.3	60/1A	C1: cl. 3FS5 1.2VA	
-T94	AEG	RKT 250/160 Gr.3	60/1A	C1: cl. 3FS5 1.2VA	
-F1L1	ALSTOM	HE09			OVERVOLTAGE ARRESTOR
-F1L2	ALSTOM	HE09			
-F1L3	ALSTOM	HE09			
-C1L1	AREVA	IVIS			CAP. TAPPING
-C1L2	AREVA	IVIS			
-C1L3	AREVA	IVIS			



D0978102 Copyright as per DIN 34 to be observed

22.12.2006

03	AS BUILT	05.12.2005	AD	Date	06.06.2005	US STEEL KOSICE/SLOVAKIA	Inhaltsverzeichnis		50.3023.01.A3.741		A =L05			
02	Fact.-Rev.	09.11.2005	AD	Drawn	ADAM	50.3023.01							/ B01	
01	Approval	20.09.2005	AD	Check	GROHMANN	SUBSTATION T80	PANEL		Typ: 03		CAPACITOR		Sheet 3	
NO.	Alteration	Date	Name	Std.	Iss.	for	iss.by:		05		D009781.02.605-3.AHA		97Sh.	
						Orig:				7		8		

1		2		3		4		5		6		7		8	
CLIENT DOCUMENT NUMBER		RELEASE BY DOCUMENT NUMBER		VERSION STATUS		DOCUMENT IDENTIFICATION SORT / MATCHING		ITEM NO.		SHEET		DESIGN			
50.3023.01.A3.741		D009781.02.605-3.AHA		01	02	03	A =L05	A01	1	COVER SHEET		PANEL		05	
50.3023.01.A3.741		D009781.02.605-3.AHA		01	02	03	A =L05	A02	2	CIRCUIT DIAGRAM		PANEL		05	
50.3023.01.A3.741		D009781.02.605-3.AHA		01	02	03	A =L05	B01	3	Inhaltssverzeichnis		PANEL		05	
50.3023.01.A3.741		D009781.02.605-3.AHA		01	02	03	A =L05	B02	4	Inhaltssverzeichnis		PANEL		05	
50.3023.01.A3.741		D009781.02.605-3.AHA		01	02	03	A =L05	B03	5	Inhaltssverzeichnis		PANEL		05	
50.3023.01.A3.741		D009781.02.605-3.AHA		01	02	03	A =L05	B04	6	Inhaltssverzeichnis		PANEL		05	
50.3023.01.A3.741		D009781.02.605-3.AHA		01	02	03	S =L05	D01	7	CIRCUIT DIAGRAM		PANEL		AG-DISTRIBUTION	
50.3023.01.A3.741		D009781.02.605-3.AHA		01	02	03	S =L05	G00	8	CIRCUIT DIAGRAM		PANEL		CBF	
50.3023.01.A3.741		D009781.02.605-3.AHA		01	02	03	S =L05	G01	9	CIRCUIT DIAGRAM		PANEL		DC DISTR.	
50.3023.01.A3.741		D009781.02.605-3.AHA		01	02	03	S =L05	G02	10	CIRCUIT DIAGRAM		PANEL		RING CIRCUIT	
50.3023.01.A3.741		D009781.02.605-3.AHA		01	02	03	S =L05	L01	11	CIRCUIT DIAGRAM		PANEL		CIRCUIT-BREAKER	
50.3023.01.A3.741		D009781.02.605-3.AHA		01	02	03	S =L05	M01	12	CIRCUIT DIAGRAM		PANEL		CONTROL	
50.3023.01.A3.741		D009781.02.605-3.AHA		01	02	03	S =L05	M02	13	CIRCUIT DIAGRAM		PANEL		CONTROL	
50.3023.01.A3.741		D009781.02.605-3.AHA		01	02	03	S =L05	M03	14	CIRCUIT DIAGRAM		PANEL		CONTROL	
50.3023.01.A3.741		D009781.02.605-3.AHA		01	02	03	S =L05	M04	15	CIRCUIT DIAGRAM		PANEL		CONTROL	
50.3023.01.A3.741		D009781.02.605-3.AHA		01	02	03	S =L05	M05	16	CIRCUIT DIAGRAM		PANEL		CONTROL	
50.3023.01.A3.741		D009781.02.605-3.AHA		01	02	03	S =L05	N01	17	CIRCUIT DIAGRAM		PANEL		ARC DETECTOR	
50.3023.01.A3.741		D009781.02.605-3.AHA		01	02	03	S =L05	N02	18	CIRCUIT DIAGRAM		PANEL		ARC DETECTOR	
50.3023.01.A3.741		D009781.02.605-3.AHA		01	02	03	S =L05	P01	19	CIRCUIT DIAGRAM		PANEL		INTERLOCK	
50.3023.01.A3.741		D009781.02.605-3.AHA		01	02	03	S =L05	P02	20	CIRCUIT DIAGRAM		PANEL		INTERLOCK	
50.3023.01.A3.741		D009781.02.605-3.AHA		01	02	03	S =L05	Q01	21	CIRCUIT DIAGRAM		PANEL		POSITION INDICA.	
50.3023.01.A3.741		D009781.02.605-3.AHA		01	02	03	S =L05	Q02	22	CIRCUIT DIAGRAM		PANEL		INTERFACE	
50.3023.01.A3.741		D009781.02.605-3.AHA		01	02	03	S =L05	Q03	23	CIRCUIT DIAGRAM		PANEL		INTERFACE	
50.3023.01.A3.741		D009781.02.605-3.AHA		01	02	03	S =L05	Q04	24	CIRCUIT DIAGRAM		PANEL		INTERFACE	
50.3023.01.A3.741		D009781.02.605-3.AHA		01	02	03	S =L05	Q05	25	CIRCUIT DIAGRAM		PANEL		INTERFACE	
50.3023.01.A3.741		D009781.02.605-3.AHA		01	02	03	S =L05	Q06	26	CIRCUIT DIAGRAM		PANEL		INTERFACE	
50.3023.01.A3.741		D009781.02.605-3.AHA		01	02	03	S =L05	Q07	27	CIRCUIT DIAGRAM		PANEL		SPARE CONTACTS	
50.3023.01.A3.741		D009781.02.605-3.AHA		01	02	03	S =L05	Q08	28	CIRCUIT DIAGRAM		PANEL		SPARE CONTACTS	
50.3023.01.A3.741		D009781.02.605-3.AHA		01	02	03	S =L05	R01	29	CIRCUIT DIAGRAM		PANEL		SIGNALING	
50.3023.01.A3.741		D009781.02.605-3.AHA		01	02	03	S =L05	S01	30	CIRCUIT DIAGRAM		PANEL		CURR. TRANSF.	
50.3023.01.A3.741		D009781.02.605-3.AHA		01	02	03	S =L05	S02	31	CIRCUIT DIAGRAM		PANEL		CURR. TRANSF.	

D0978102 Copyright as per DIN 34 to be observed!

22.12.2005

03	AS BUILT	05.12.2005 AD	Date	05.05.2005	US STEEL KOSICE/SLOVAKIA	50.3023.01	Inhaltsverzeichnis	50.3023.01.A3.741	A	=L05	/ B02
02	Fact.-Rev.	09.11.2005 AD	Drawn	ADAM							Sheet 4
01	Approval	20.05.2005 AD	Checked	GROHMANN							97 Sh.
NO.	Alteration	Date	Name	Sig.	Iss. for	Iss. by:					

1		2		3		4		5		6		7		8	
CLIENT DOCUMENT NUMBER		RELEASE BY DOCUMENT NUMBER		VERSION STATUS		DOCUMENT IDENTIFICATION SORT1 WATCHING		ITEM NO.		SHEET		DESIGN			
A	50.3023.01.A3.741			01	02	03	S =L05	T01		32		CIRCUIT DIAGRAM PANEL	VOLTAGE TRANSF. 05		
	50.3023.01.A3.741			01	02	03	S =L05	T02		33		CIRCUIT DIAGRAM PANEL	IVIS 05		
	50.3023.01.A3.741			01	02	03	S =L05	V01		34		CIRCUIT DIAGRAM PANEL	SPARE CONTACTS 05		
	50.3023.01.A3.741			01	02	03	S =L05	V02		35		CIRCUIT DIAGRAM PANEL	SPARE CONTACTS 05		
	50.3023.01.A3.741			01	02	03	S =L05	X01		36		CIRCUIT DIAGRAM PANEL	AX PE-BUS 05		
B	50.3023.01.A3.741			01	02	03	S =L05	Z1A1		37		LIST OF EQUIPMENT PANEL	05		
	50.3023.01.A3.741			01	02	03	S =L05	Z1A10		38		LIST OF EQUIPMENT PANEL	05		
	50.3023.01.A3.741			01	02	03	S =L05	Z1A11		39		LIST OF EQUIPMENT PANEL	05		
	50.3023.01.A3.741			01	02	03	S =L05	Z1F1		40		LIST OF EQUIPMENT PANEL	05		
	50.3023.01.A3.741			01	02	03	S =L05	Z1F10		41		LIST OF EQUIPMENT PANEL	05		
C	50.3023.01.A3.741			01	02	03	S =L05	Z1F11		42		LIST OF EQUIPMENT PANEL	05		
	50.3023.01.A3.741			01	02	03	S =L05	Z1F2		43		LIST OF EQUIPMENT PANEL	05		
	50.3023.01.A3.741			01	02	03	S =L05	Z1H1		44		LIST OF EQUIPMENT PANEL	05		
	50.3023.01.A3.741			01	02	03	S =L05	Z1K1		45		LIST OF EQUIPMENT PANEL	05		
	50.3023.01.A3.741			01	02	03	S =L05	Z1P1		46		LIST OF EQUIPMENT PANEL	05		
D	50.3023.01.A3.741			01	02	03	S =L05	Z1S1		47		LIST OF EQUIPMENT PANEL	05		
	50.3023.01.A3.741			01	02	03	S =L05	Z1U1		48		LIST OF EQUIPMENT PANEL	05		
	50.3023.01.A3.741			01	02	03	S =L05	Z2B1		49		LIST OF EQUIPMENT PANEL	05		
	50.3023.01.A3.741			01	02	03	S =L05	Z2C1		50		LIST OF EQUIPMENT PANEL	05		
	50.3023.01.A3.741			01	02	03	S =L05	Z2P1		51		LIST OF EQUIPMENT PANEL	05		
E	50.3023.01.A3.741			01	02	03	S =L05	Z2Q1		52		LIST OF EQUIPMENT PANEL	05		
	50.3023.01.A3.741			01	02	03	S =L05	Z2S1		53		LIST OF EQUIPMENT PANEL	05		
	50.3023.01.A3.741			01	02	03	S =L05	Z2T1		54		LIST OF EQUIPMENT PANEL	05		
	50.3023.01.A3.741			01	02	03	S =L05	Z2Y1		55		LIST OF EQUIPMENT PANEL	05		
	50.3023.01.A3.741			01	02	03	S =L05	Z3Q1		56		LIST OF EQUIPMENT PANEL	05		
F	50.3023.01.A3.741			01	02	03	S =L05	Z3Q2		57		LIST OF EQUIPMENT PANEL	05		
	50.3023.01.A3.741			01	02	03	S =L05	Z3S1		58		LIST OF EQUIPMENT PANEL	05		
	50.3023.01.A3.741			01	02	03	S =L05	Z3Y1		59		LIST OF EQUIPMENT PANEL	05		
	50.3023.01.A3.741			01	02	03	V =L05 +S1A.R	K01		60		TERMINAL DIAGRAM PANEL	05		
	50.3023.01.A3.741			01	02	03	V =L05 +S1A.R	K02		61		TERMINAL DIAGRAM PANEL	05		
	50.3023.01.A3.741			01	02	03	V =L05 +S1A.R	K03		62		TERMINAL DIAGRAM PANEL	05		

D0978102 Copyright as per DIN 34 to be observed!

22.12.2006

1		2		3		4		5		6		7		8	
CLIENT DOCUMENT NUMBER		RELEASE BY DOCUMENT NUMBER		VERSION STATUS		DOCUMENT IDENTIFICATION		SHEET		DESIGN					
						SORT MATCHING		ITEM NO.							
A	50.3023.01.A3.741	D009781.02.605-3.AHA		01	02	03	V =L05 +STA.R	K10	63	TERMINAL DIAGRAM PANEL		05			
	50.3023.01.A3.741	D009781.02.605-3.AHA		01	02	03	V =L05 +STA.R	K11	64	TERMINAL DIAGRAM PANEL		05			
	50.3023.01.A3.741	D009781.02.605-3.AHA		01	02	03	V =L05 +STA.R	K12	65	TERMINAL DIAGRAM PANEL		05			
	50.3023.01.A3.741	D009781.02.605-3.AHA		01	02	03	V =L05 +STA.R	K30	66	TERMINAL DIAGRAM PANEL		05			
B	50.3023.01.A3.741	D009781.02.605-3.AHA		01	02	03	V =L05 +STA.R	K40	67	TERMINAL DIAGRAM PANEL		05			
	50.3023.01.A3.741	D009781.02.605-3.AHA		01	02	03	V =L05 +STA.R	K50	68	TERMINAL DIAGRAM PANEL		05			
	50.3023.01.A3.741	D009781.02.605-3.AHA		01	02	03	V =L05 +STA.R	K51	69	TERMINAL DIAGRAM PANEL		05			
	50.3023.01.A3.741	D009781.02.605-3.AHA		01	02	03	V =L05 +STA.R	K60	70	TERMINAL DIAGRAM PANEL		05			
C	50.3023.01.A3.741	D009781.02.605-3.AHA		01	02	03	V =L05 +STA.R	K80	71	TERMINAL DIAGRAM PANEL		05			
	50.3023.01.A3.741	D009781.02.605-3.AHA		01	02	03	V =L05 +STA.R	K81	72	TERMINAL DIAGRAM PANEL		05			
	50.3023.01.A3.741	D009781.02.605-3.AHA		01	02	03	V =L05 +STA.R	K82	73	TERMINAL DIAGRAM PANEL		05			
	50.3023.01.A3.741	D009781.02.605-3.AHA		01	02	03	V =L05 +STA.R	K90	74	TERMINAL DIAGRAM PANEL		05			
D	50.3023.01.A3.741	D009781.02.605-3.AHA		01	02	03	V =L05 +STA.R	K9E	75	TERMINAL DIAGRAM PANEL		05			
	50.3023.01.A3.741	D009781.02.605-3.AHA		01	02	03	V =L05 +STA.R	Q10	76	CROSS CONNECT. LIST PANEL		RELAY BOX 05			
	50.3023.01.A3.741	D009781.02.605-3.AHA		01	02	03	V =L05 +STA.R	Q11	77	CROSS CONNECT. LIST PANEL		RELAY BOX 05			
	50.3023.01.A3.741	D009781.02.605-3.AHA		01	02	03	V =L05 +STA.R	Q12	78	CROSS CONNECT. LIST PANEL		RELAY BOX 05			
E	50.3023.01.A3.741	D009781.02.605-3.AHA		01	02	03	V =L05 +STA.R	S01	79	CIRCUIT-BREAKER PANEL		05			
	50.3023.01.A3.741	D009781.02.605-3.AHA		01	02	03	V =L05 +STA.R	S40	80	NIEDERSP6.-SCHR. A- NIEDERSP6.-SCHR. B PANEL		05			
	50.3023.01.A3.741	D009781.02.605-3.AHA		01	02	03	V =L05 +STA.R	S41	81	NIEDERSP6.-SCHR. A- NIEDERSP6.-SCHR. B PANEL		05			
	50.3023.01.A3.741	D009781.02.605-3.AHA		01	02	03	V =L05 +STA.R	Q15	82	CROSS CONNECT. LIST PANEL		RELAY BOX 05			
F	50.3023.01.A3.741	D009781.02.605-3.AHA		01	02	03	V =L05 +STA.R	K01	83	TERMINAL DIAGRAM PANEL		05			
	50.3023.01.A3.741	D009781.02.605-3.AHA		01	02	03	V =L05 +STA.R	K10	84	TERMINAL DIAGRAM PANEL		05			
	50.3023.01.A3.741	D009781.02.605-3.AHA		01	02	03	V =L05 +STA.R	K30	85	TERMINAL DIAGRAM PANEL		05			
	50.3023.01.A3.741	D009781.02.605-3.AHA		01	02	03	V =L05 +STA.R	K40	86	TERMINAL DIAGRAM PANEL		05			
G	50.3023.01.A3.741	D009781.02.605-3.AHA		01	02	03	V =L05 +STA.R	K80	87	TERMINAL DIAGRAM PANEL		05			
	50.3023.01.A3.741	D009781.02.605-3.AHA		01	02	03	V =L05 +STA.R	K90	88	TERMINAL DIAGRAM PANEL		05			
	50.3023.01.A3.741	D009781.02.605-3.AHA		01	02	03	V =L05 +STA.R	Q10	89	CROSS CONNECT. LIST PANEL		RELAY BOX 05			
	50.3023.01.A3.741	D009781.02.605-3.AHA		01	02	03	V =L05 +STA.R	S01	90	CIRCUIT-BREAKER PANEL		05			
H	50.3023.01.A3.741	D009781.02.605-3.AHA		01	02	03	V =L05 +STA.R	Q20	91	CROSS CONNECT. LIST PANEL		05			
	50.3023.01.A3.741	D009781.02.605-3.AHA		01	02	03	V =L05 +STA.R	Q30	92	CROSS CONNECT. LIST PANEL		SWITCHING TRUCK 05			
	50.3023.01.A3.741	D009781.02.605-3.AHA		01	02	03	V =L05 +STA.R	Q31	93	CROSS CONNECT. LIST PANEL		SWITCHING TRUCK 05			
	50.3023.01.A3.741	D009781.02.605-3.AHA		01	02	03	V =L05 +STA.R								

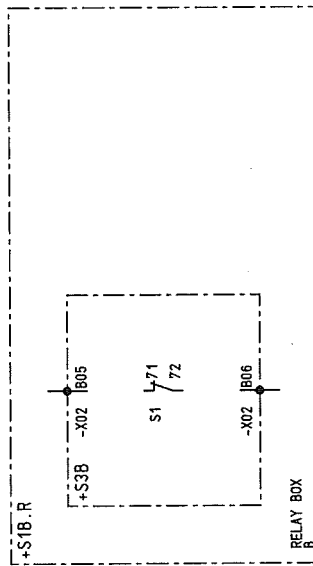
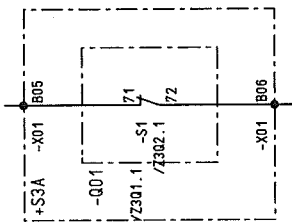
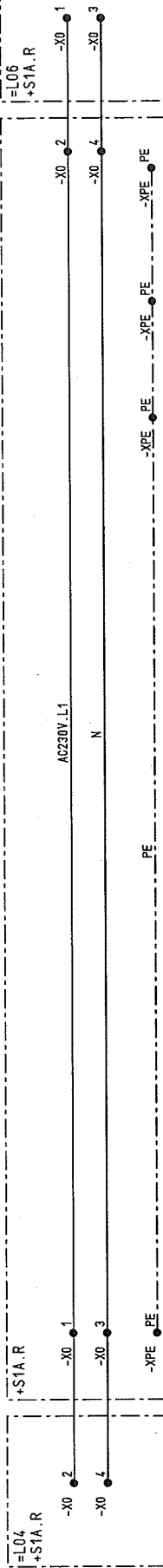
03	AS BUILT	05.12.2005 AD	Date	06.06.2005	US STEEL KOSICE/SLOVAKIA	Inhaltsverzeichnis		50.3023.01.A3.741		A =L05		/ 803	
02	Fact.-Rev.	09.11.2005 AD	Drawn	ADAM	50.3023.01	PANEL		05		Typ: 03		D009781.02.605-3.AHA	
01	Approval	20.09.2005 AD	Checked	GROHMANN	SUBSTATION T80	Iss.by:		Iss.for		CAPACITOR		97 Sh.	
NO.	Alteration	Date	Name	Std.	Orig.	4		3		6		7	

03	AS BUILT	06.12.2005	AD	Date	06.05.2005	US STEEL KOSICE/SLOVAKIA		Inhaltsverzeichnis	50.3023.01.A3.741	A=L05	/ B04	
02	Fact.-Rev.	09.11.2005	AD	Drawn	ADAM	50.3023.01						
01	Approval	20.09.2005	AD	Checked	GROHMANN	SUBSTATION T80						
00	Alteration			Drawn								
00				Used by								
							AREVA	PANEL	Typ: 03	D009781.02	605-3. AHA	Sheet 6
								05	CAPACITOR			97Sh.

D0978102 Copyright as per DIN 34 to be observed

22.12.2006
HJO15MD
D01
ADAM

03	AS BUILT	05.12.2006	AD	Date	06.06.2005	US STEEL KOSICE/SLOVAKIA	CIRCUIT DIAGRAM	50.3023.01.A3.741	S=L05	/D01
02	Fact.-Rev.	09.11.2005	AD	Drawn	ADAM	50.3023.01	AO-DISTRIBUTION			Sheet 7
01	Approval	20.06.2005	AD	Check	GROHMANN	SUBSTATION T80	PANEL	Typ: 03		97 Sh.
NO.	Alteration	Date	Named	Std.	Iss. for	Iss. by:		CAPACITOR	D009781.02.605-3.AHA	



RELAY BOX

A

1



D0978102 Copyright as per DIN 34 to be observed!

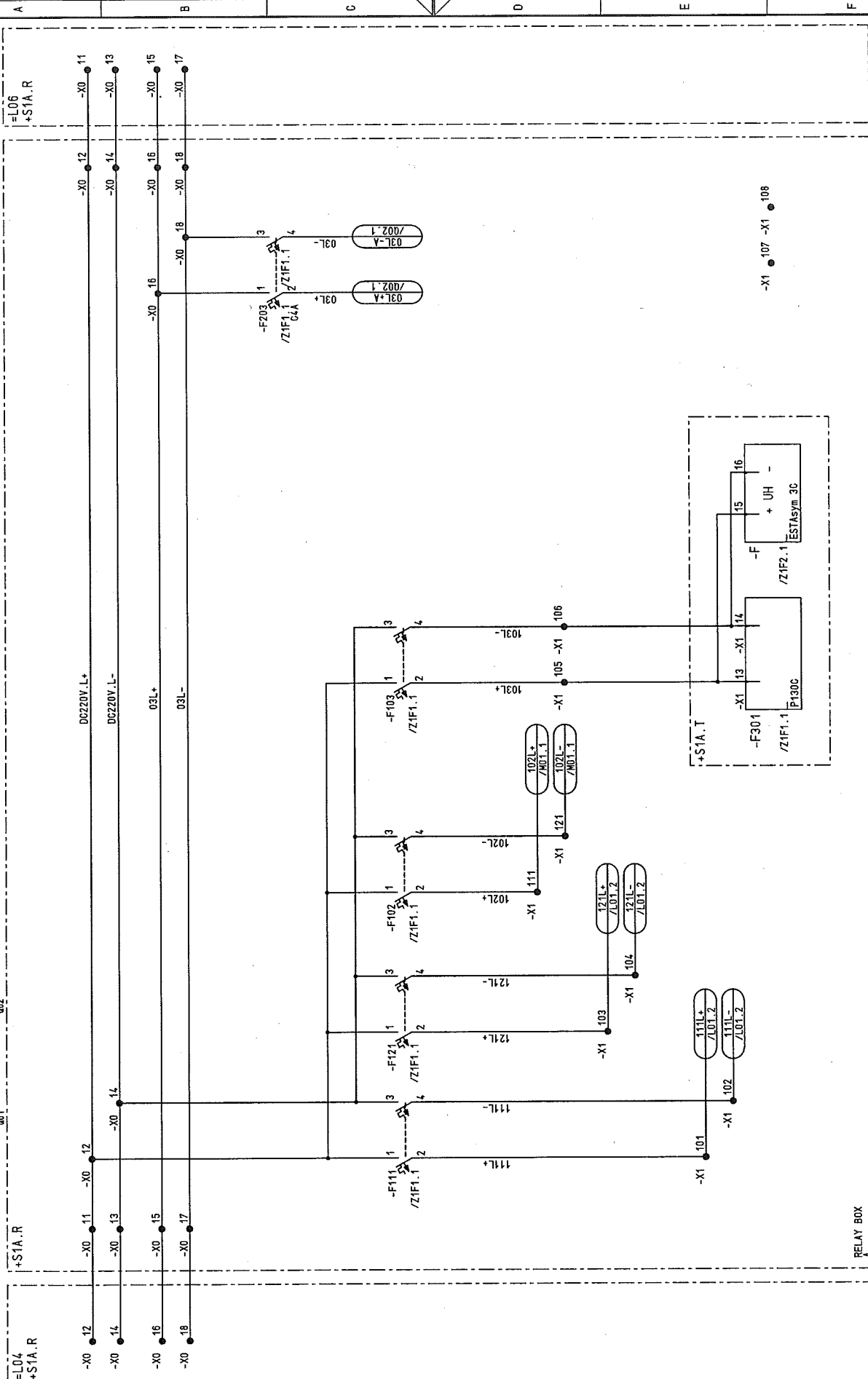
H1015MD
G01
ADAM

03	AS BUILT	05.12.2006	AD	Date	06.06.2005	US STEEL KOSICE/SLOVAKIA	CIRCUIT DIAGRAM	50.3023.01.A3.741	S=L05	/ 601
02	Fact.-Rev.	09.11.2005	AD	Drawn	ADAM	50.3023.01	DC DISTR.			Sheet 9
01	Approval	20.09.2005	AD	Check	GROHMANN	SUBSTATION T80	PANEL			97Sh.
NO.	Alteration	Date	Name	Std.	Iss.	for	Iss.	by:		
1										
2										
3										
4										
5										
6										
7										
8										

D009781.02.605-3-AHA

Typ: 03
CAPACITOR

RELAY BOX



POWER SUPPLY
INSTRU. AND CONTROL

PROTECTION

CONTROL

CIRCUIT-BREAKER
MOTOR DRIVE

CIRCUIT-BREAKER
MOTOR DRIVE

8

7

6

5

4

3

2

1

8

7

6

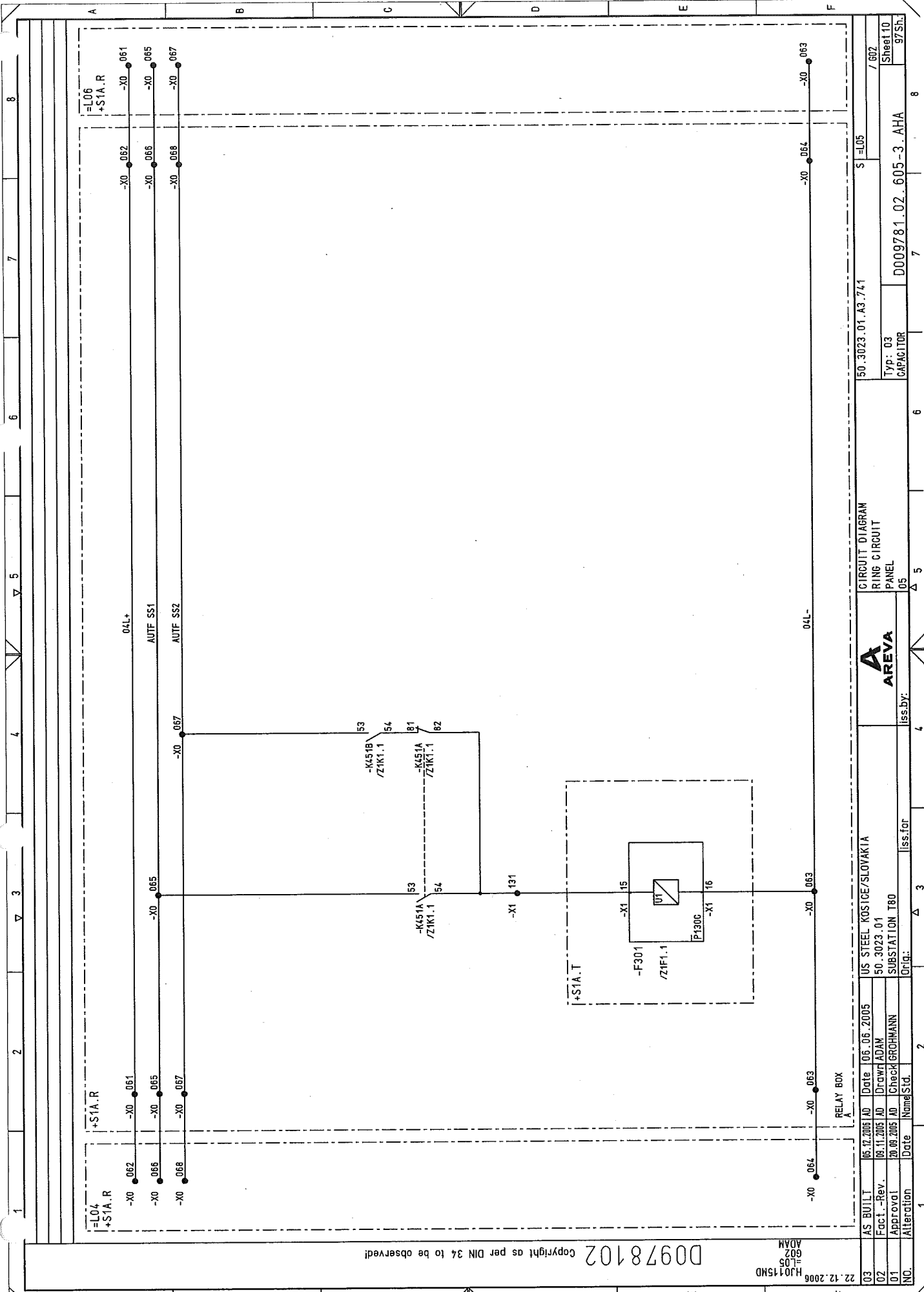
5

4

3

2

1



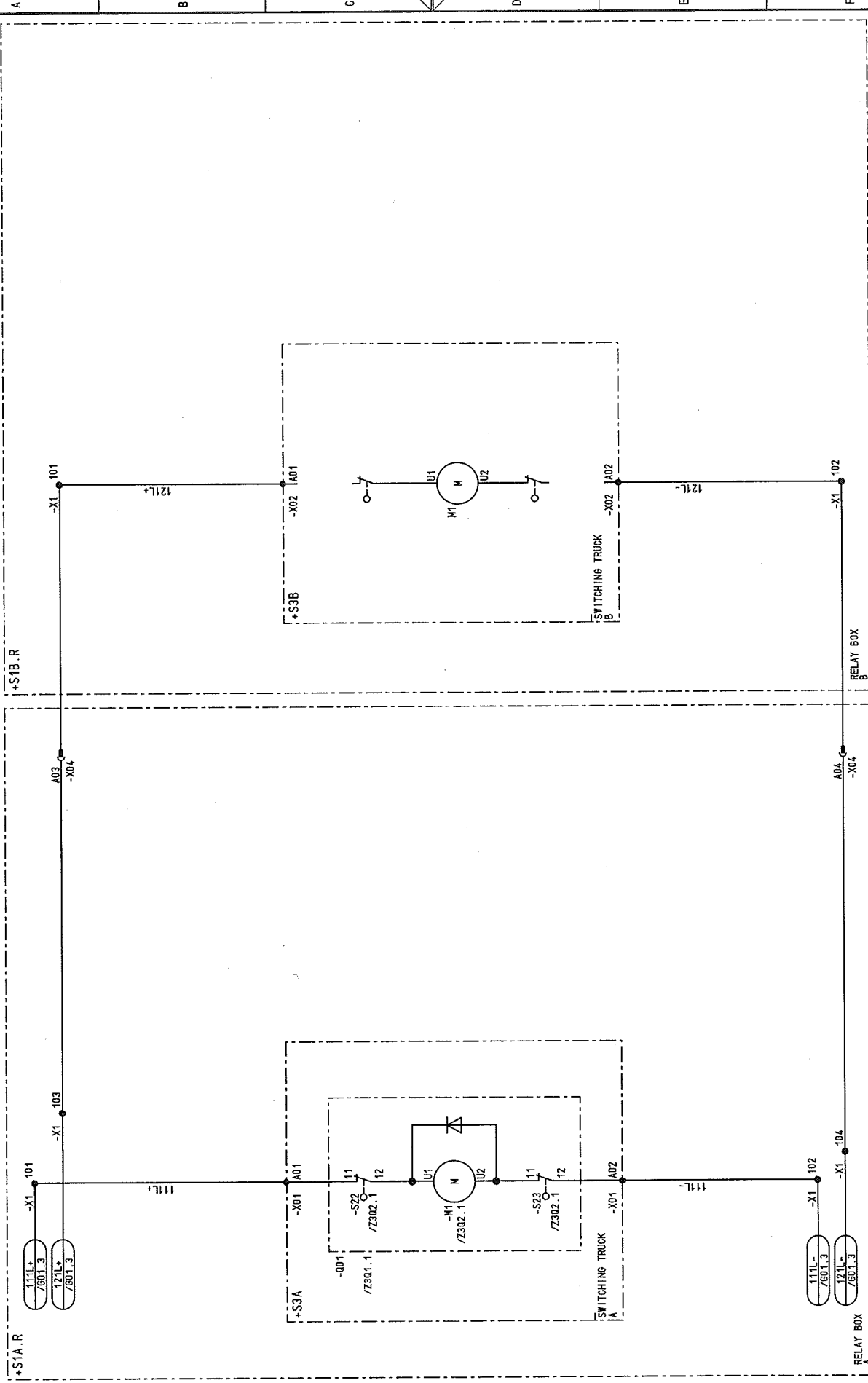
D0978102 Copyright as per DIN 34 to be observed!

H3015MD
L05
602
ADAM

03	AS BUILT	05.12.2005	AD	Date	06.06.2005	US STEEL KOSTICE/SLOVAKIA	CIRCUIT DIAGRAM	50.3023.01.A3.741	S	L05	/ 802
02	Fact - Rev.	08.11.2005	AD	Drawn	ADAM	50.3023.01	RING CIRCUIT				Sheet 10
01	Approval	20.09.2005	AD	Check	GROHMANN	SUBSTATION T80	PANEL				97Sh.
NO.	Alteration	Date	Name	Std.	Iss. for	Iss. by:	05	03	0009781.02.605-3_AHA		

D0978102 Copyright as per DIN 34 to be observed

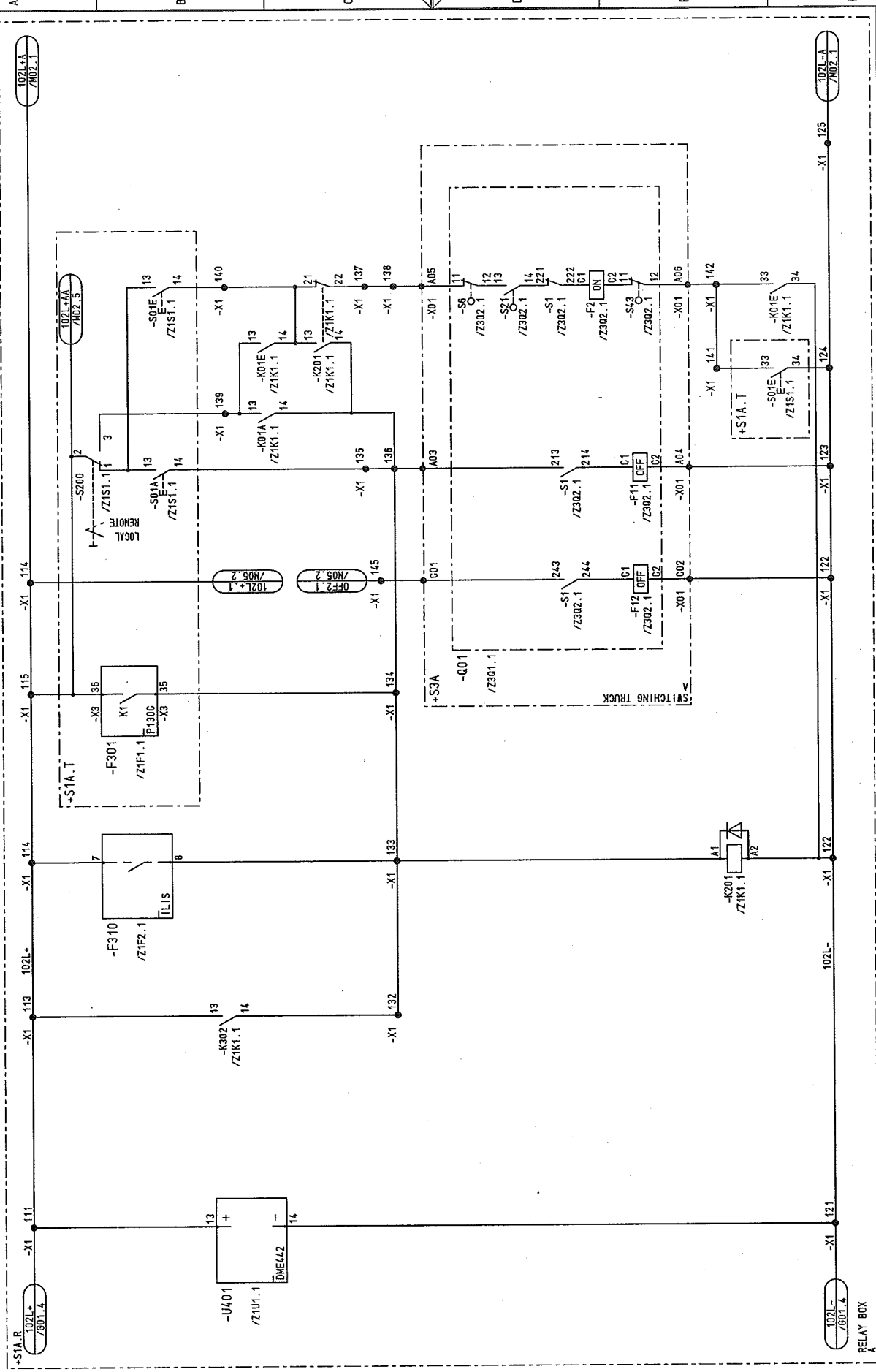
H20115MD
L01
ADAM



03	AS BUILT	05.12.2005	AD	Date	05.06.2005	US STEEL KOSICE/SLOVAKIA	CIRCUIT DIAGRAM	50.3023.01.A3.741	S=L05	/L01
02	Fact.-Rev.	09.11.2005	AD	Drawn	ADAM	50.3023.01	CIRCUIT-BREAKER			
01	Approval	20.09.2005	AD	Check	GRÖHMANN	SUBSTATION T80	PANEL			
NO.	Alteration	Date	Name	Std.	Iss. for	Iss. by:	05	03	009781.02.605-3.AHA	97Sh.

D0978102 Copyright as per DIN 34 to be observed!

22.12.2006
HJ015MD
NO.05
ADAM



NO.		Alteration	Date	Rev.	Iss. for	Iss. by:	CIRCUIT DIAGRAM		CONTROL PANEL		S=105		50.3023.01.A3.741		/NO1		Sheet 12		975h	
03	AS BUILT	05.12.2005	AD	Date	06.06.2005	US STEEL KOSICE/SLOVAKIA														
02	Fact.-Rev.	08.11.2005	AD	Drawn	ADAM	50.3023.01														
01	Approval	20.08.2005	AD	Checked	GROHMANN	SUBSTATION T80														
		Alteration	Date	Rev.	Std.	Orig.														

D0978102.605-3.AHA

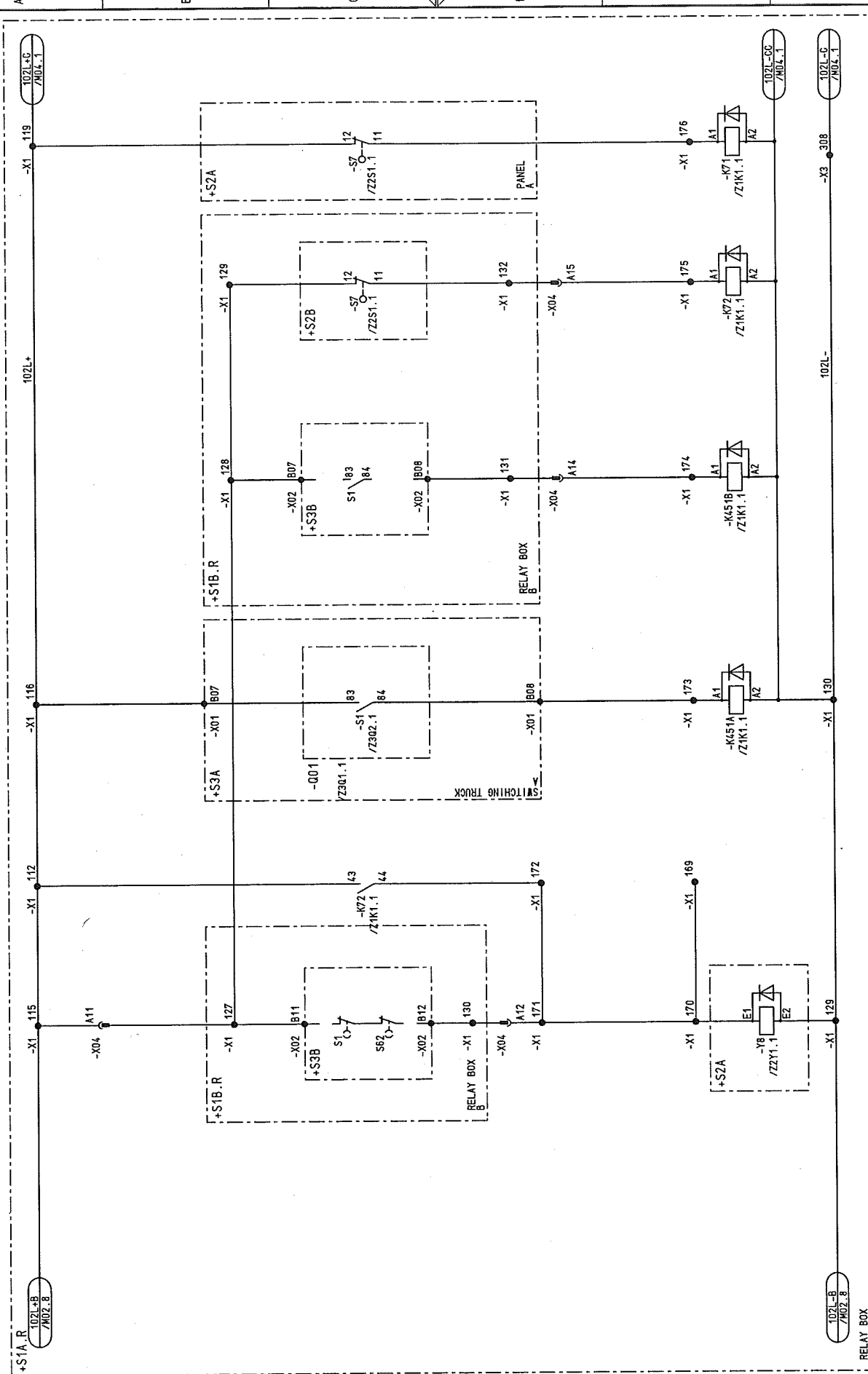
Typ: 03
CAPACITOR

Copyright as per DIN 34 to be observed!

22.12.2006
H10115MD
L05
ADAM

D00978102

03	AS BUILT	05.12.2006	AD	Date	06.06.2005	US STEEL KOSTICE/SLOVAKIA	CIRCUIT DIAGRAM	50.3023.01.A3.7/1	S=L05	/M03
02	Fact.-Rev.	08.11.2005	AD	Drawn	ADAM	50.3023.01	CONTROL			
01	Approval	20.09.2005	AD	Check	GROHMANN	SUBSTATION T80	PANEL			
NO.	Alteration	Date	Name	Std.	Iss. for	Iss. by:	05	D009781.02.605-3.AHA	97Sh.	Sheet 14



RELAY BOX



CIRCUIT DIAGRAM
CONTROL
PANEL

50.3023.01.A3.7/1

S=L05

/M03

Sheet 14

97Sh.

[illegible]



**CIRCUIT DIAGRAM
CONTROL**

AREVA

iss.by:

iss. for

001 N

Orig	
Sub	

KIRCHENGRUPPE

AD	CONZ.
----	-------

ation
oval

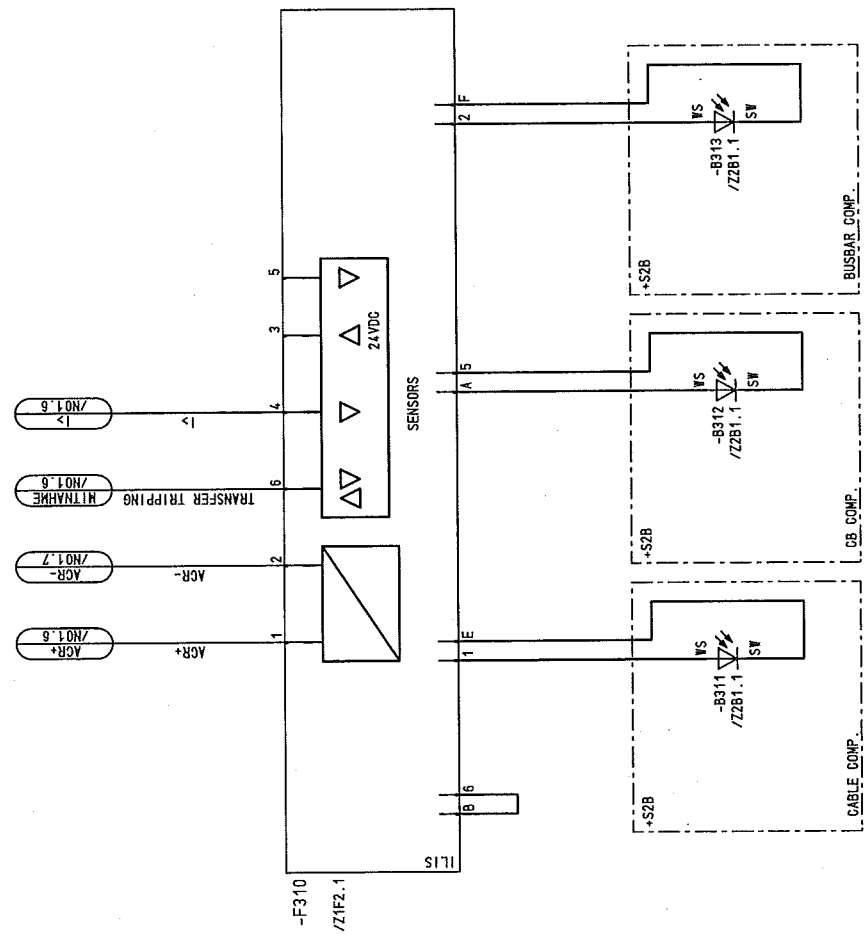
UN	UN
UN	UN

03	AS BUILT	05.12.2005	AD	Date	05.06.2005	US STEEL KOSICE/SLOVAKIA	 AREVA	CIRCUIT DIAGRAM ARC DETECTOR	50..3023..01..43..741	S =L05	/ NO1
02	Fact. -Rev.	09.11.2005	AD	Drawn	ADAM	50..3023..01					
01	Approval	20.09.2005	AD	Check	GROHMANN	SUBSTATION T80					
NO.	Alteration	Date	Name	Std.	Orig.	Iss for					

1 2 3 4 5 6 7 8

POWER SUPPLY
ARC DETECTOR

+S1B.R



03	AS BUILT	05.12.2006	AD	Date	06.06.2005	US STEEL KOSTICE/SLOVAKIA	50.3023.01	A3.741	S	=L05	/ N02
02	Fact. - Rev.	09.11.2005	AD	Drawn	ADAM	50.3023.01					Sheet 18
01	Approval	20.09.2005	AD	Check	GROHMANN	SUBSTATION T80					97 Sh.
NO.	Alteration	Date	Name	Std.	Orig.	Iss. for	Iss. by:	Panel	05	D009781.02.605-3.AHA	8

D00978102 Copyright as per DIN 34 to be observed!

H40115ND
=L05
N02
ADAM

CIRCUIT DIAGRAM
ARC DETECTOR
PANEL



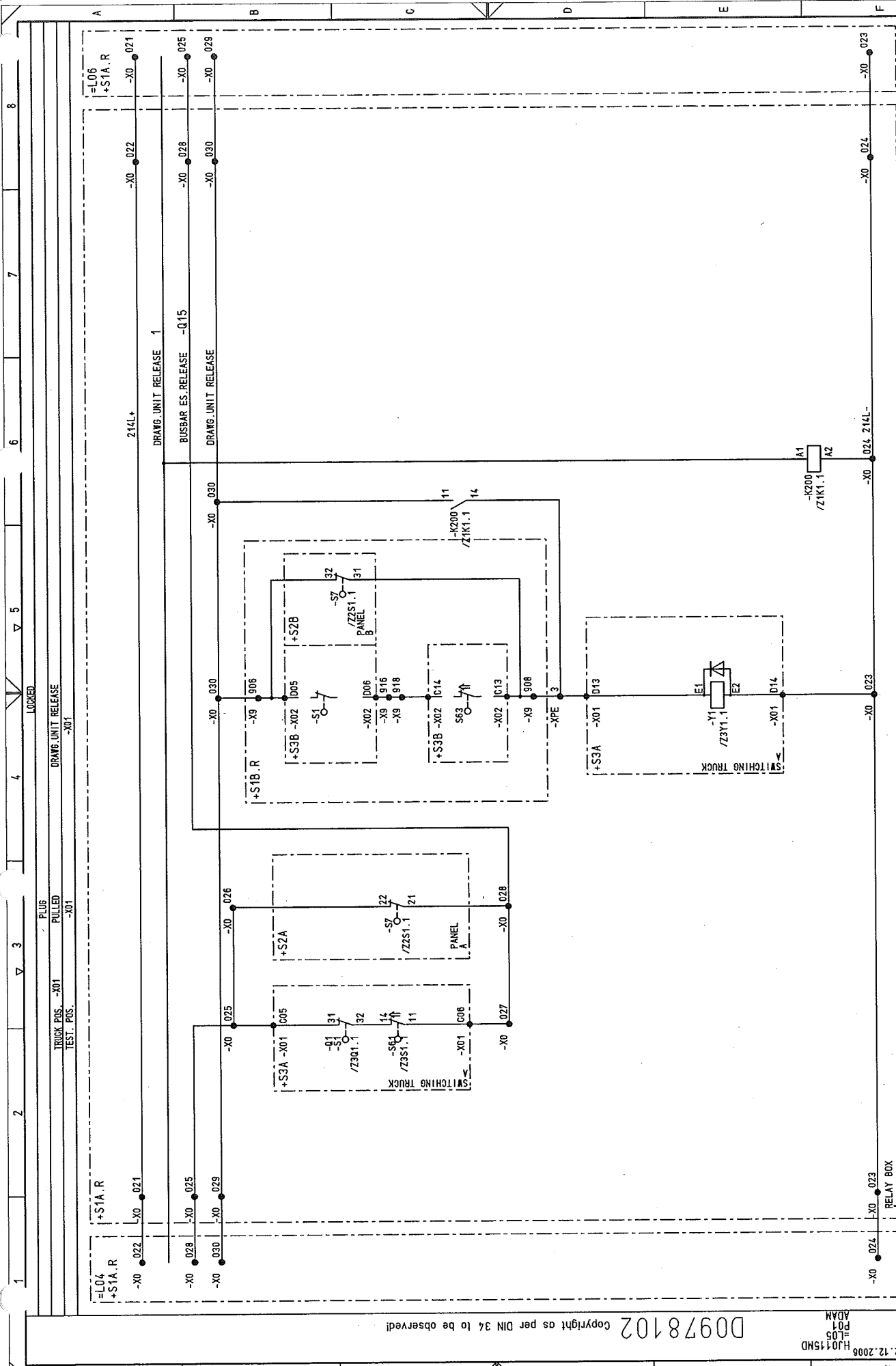
iss.by:

iss.for

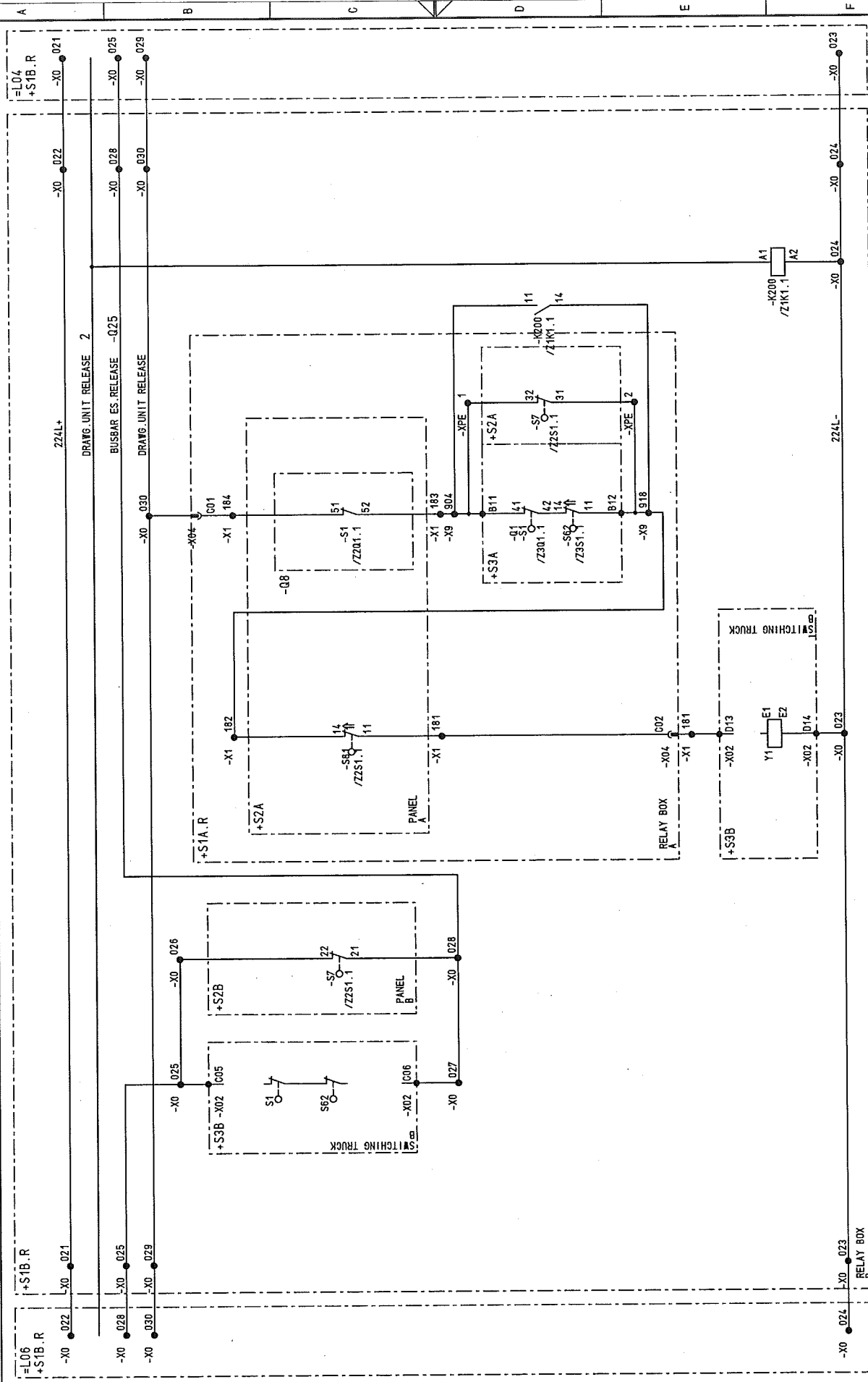
Orig.

2

1



22		A		B		C		D		E		F		G		H		I		J		K		L		M		N		O		P		Q		R		S		T		U		V		W		X		Y		Z		AA		AB		AC		AD		AE		AF		AG		AH		AI		AJ		AK		AL		AM		AN		AO		AP		AQ		AR		AS		AT		AU		AV		AW		AX		AY		AZ		BA		BB		BC		BD		BE		BF		BG		BH		BI		BJ		BK		BL		BM		BN		BO		BP		BQ		BR		BS		BT		BU		BV		BW		BX		BY		BZ		CA		CB		CC		CD		CE		CF		CG		CH		CI		CJ		CK		CL		CM		CN		CO		CP		CQ		CR		CS		CT		CU		CV		CW		CX		CY		CZ		DA		DB		DC		DD		DE		DF		DG		DH		DI		DJ		DK		DL		DM		DN		DO		DP		DQ		DR		DS		DT		DU		DV		DW		DX		DY		DZ		EA		EB		EC		ED		EE		EF		EG		EH		EI		EJ		EK		EL		EM		EN		EO		EP		EQ		ER		ES		ET		EU		EV		EW		EX		EY		EZ		FA		FB		FC		FD		FE		FF		FG		FH		FI		FJ		FK		FL		FM		FN		FO		FP		FQ		FR		FS		FT		FU		FV		FW		FX		FY		FZ		GA		GB		GC		GD		GE		GF		GG		GH		GI		GJ		GK		GL		GM		GN		GO		GP		GQ		GR		GS		GT		GU		GV		GW		GX		GY		GZ		HA		HB		HC		HD		HE		HF		HG		HH		HI		HJ		HK		HL		HM		HN		HO		HP		HQ		HR		HS		HT		HU		HV		HW		HX		HY		HZ		IA		IB		IC		ID		IE		IF		IG		IH		II		IJ		IK		IL		IM		IN		IO		IP		IQ		IR		IS		IT		IU		IV		IW		IX		IY		IZ		JA		JB		JC		JD		JE		JF		JG		JH		JI		JJ		JK		JL		JM		JN		JO		JP		JQ		JR		JS		JT		JU		JV		JW		JX		JY		JZ		KA		KB		KC		KD		KE		KF		KG		KH		KI		KJ		KK		KL		KM		KN		KO		KP		KQ		KR		KS		KT		KU		KV		KW		KX		KY		KZ		LA		LB		LC		LD		LE		LF		LG		LH		LI		LJ		LK		LL		LM		LN		LO		LP		LQ		LR		LS		LT		LU		LV		LW		LX		LY		LZ		MA		MB		MC		MD		ME		MF		MG		MH		MI		MJ		MK		ML		MN		MO		MP		MQ		MR		MS		MT		MU		MV		MW		MX		MY		MZ		NA		NB		NC		ND		NE		NF		NG		NH		NI		NJ		NK		NL		NM		NN		NO		NP		NQ		NR		NS		NT		NU		NV		NW		NX		NY		NZ		OA		OB		OC		OD		OE		OF		OG		OH		OI		OJ		OK		OL		OM		ON		OO		OP		OQ		OR		OS		OT		OU		OV		OW		OX		OY		OZ		PA		PB		PC		PD		PE		PF		PG		PH		PI		PJ		PK		PL		PM		PN		PO		PP		PQ		PR		PS		PT		PU		PV		PW		PX		PY		PZ		QA		QB		QC		QD		QE		QF		QG		QH		QI		QJ		QK		QL		QM		QN		QO		QP		QQ		QR		QS		QT		QU		QV		QW		QX		QY		QZ		RA		RB		RC		RD		RE		RF		RG		RH		RI		RJ		RK		RL		RM		RN		RO		RP		RQ		RR		RS		RT		RU		RV		RW		RX		RY		RZ		SA		SB		SC		SD		SE		SF		SG		SH		SI		SJ		SK		SL		SM		SN		SO		SP		SQ		SR		SS		ST		SU		SV		SW		SX		SY		SZ		TA		TB		TC		TD		TE		TF		TG		TH		TI		TJ		TK		TL		TM		TN		TO		TP		TQ		TR		TS		TT		TU		TV		TW		TX		TY		TZ		UA		UB		UC		UD		UE		UF		UG		UH		UI		UJ		UK		UL		UM		UN		UO		UP		UQ		UR		US		UT		UU		UV		UW		UX		UY		UZ		VA		VB		VC		VD		VE		VF		VG		VH		VI		VJ		VK		VL		VM		VN		VO		VP		VQ		VR		VS		VT		VU		VV		VW		VX		VY		VZ		WA		WB		WC		WD		WE		WF		WG		WH		WI		WJ		WK		WL		WM		WN		WO		WP		WQ		WR		WS		WT		WU		WV		WW		WX		WY		WZ		XA		XB		XC		XD		XE		XF		XG		XH		XI		XJ		XK		XL		XM		XN		XO		XP		XQ		XR		XS		XT		XU		XV		XW		XX		XY		XZ		YA		YB		YC		YD		YE		YF		YG		YH		YI		YJ		YK		YL		YM		YN		YO		YP		YQ		YR		YS		YT		YU		YV		YW		YX		YY		YZ		ZA		ZB		ZC		ZD		ZE		ZF		ZG		ZH		ZI		ZJ		ZK		ZL		ZM		ZN		ZO		ZP		ZQ		ZR		ZS		ZT		ZU		ZV		ZW		ZX		ZY		ZZ	
NO.		Alteration		Date		Name		Std.		Iss. for		Iss. by:		4		5		6		7		8																																																																																																																																																																																																																																																																																																																																																																																																																																																																																																																																																																																																																																																																																																																																																																																																																																																																																																																																																																																																																																																																																																																																																																																																																																																																																																																																																																																																																																					
03		AS BUILT		05.12.2005		AD		Date		06.06.2005		US STEEL KOSTICE/SLOVAKIA		CIRCUIT DIAGRAM		50.3023.01.A3.7/1		S = L05		/ PD1																																																																																																																																																																																																																																																																																																																																																																																																																																																																																																																																																																																																																																																																																																																																																																																																																																																																																																																																																																																																																																																																																																																																																																																																																																																																																																																																																																																																																																							
02		Fact. - Rev.		09.11.2005		AD		Drawn		ADAM		50.3023.01		INTERLOCK		Typ: 03		D009781.02.605-3.AHA		Sheet 19																																																																																																																																																																																																																																																																																																																																																																																																																																																																																																																																																																																																																																																																																																																																																																																																																																																																																																																																																																																																																																																																																																																																																																																																																																																																																																																																																																																																																																							
01		Approval		20.09.2005		AD		Check		GROHMANN		SUBSTATION T80		PANEL		CAPACITOR		7		97 Sh.																																																																																																																																																																																																																																																																																																																																																																																																																																																																																																																																																																																																																																																																																																																																																																																																																																																																																																																																																																																																																																																																																																																																																																																																																																																																																																																																																																																																																																							

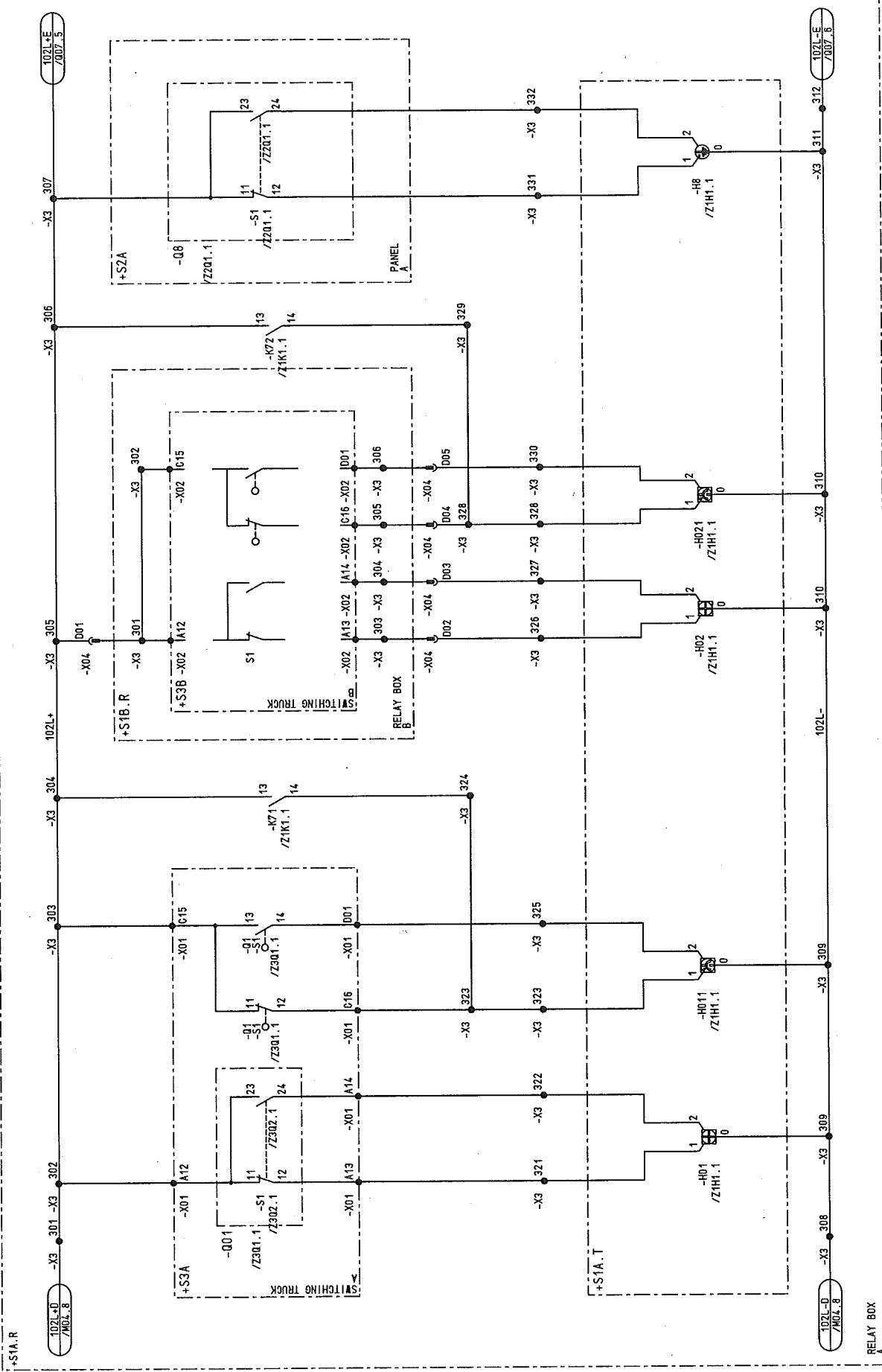


NO.	Alteration	Date	Name	Std.	Iss. for	Iss. by:	 AREVA	SUBSTATION T80 GROHMANN	INTERLOCK PANEL	CIRCUIT DIAGRAM	50.3023.01.A3.741	S1=L05	/ P02
03	AS BUILT	06.12.2005	AD		06.06.2005								
02	Fact.-Rev.	09.11.2005	AD		Draught ADAM								
01	Approval	20.09.2005	AD		Check GROHMANN								
	Alteration												

D0978102 Copyright as per DIN 34 to be observed

22.12.2006
H0115MD
L05
ADAM
D01

03	AS BUILT	05.12.2005	AD	Date	06.06.2005	US STEEL KOSICE/SLOVAKIA	CIRCUIT DIAGRAM	50.3023.01.A3.741	S=L05	/001
02	Fact.-Rev.	06.11.2005	AD	Drawn	ADAM	50.3023.01	POSITION INDICA.			Sheet 21
01	Approval	20.09.2005	AD	Check	GROHMANN	SUBSTATION T80	PANEL			97 Sh.
NO.	Alteration	Date	Name	Std.	Iss. for	Iss. by:				
1										
2										
3										
4										
5										
6										
7										
8										



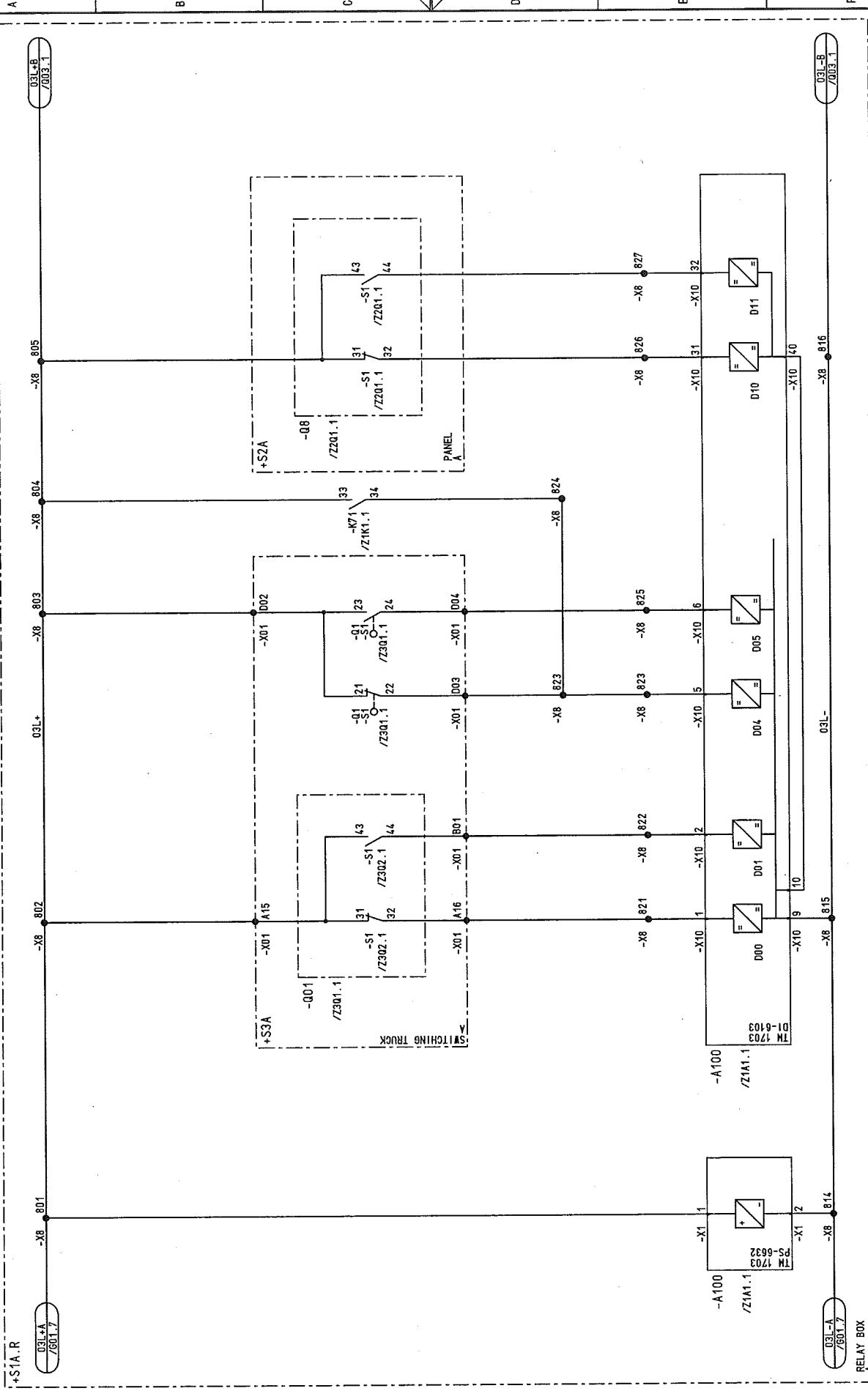
CIRCUIT-BREAKER 001				CIRCUIT-BREAKER 002				CIRCUIT-BREAKER WITHDRAWN				EARTHING SWITCH			
OFF	ON	TRUCK POS.	STOPPED	OFF	ON	TRUCK POS.	STOPPED	OFF	ON	TRUCK POS.	STOPPED	OFF	ON	TRUCK POS.	STOPPED
TEST. POS.	RUNNING	SERVICE POSITION	OR NOT IN SERVICE	TEST. POS.	RUNNING	SERVICE POSITION	OR NOT IN SERVICE	TEST. POS.	RUNNING	SERVICE POSITION	OR NOT IN SERVICE	TEST. POS.	RUNNING	SERVICE POSITION	OR NOT IN SERVICE

1	2	3	4	5	6	7	8
---	---	---	---	---	---	---	---

D00978102 Copyright as per DIN 34 to be observed!

H4015MD
L05
002
ADAM

03	AS BUILT	05.12.2006	AD	Date	06.06.2005	US STEEL KOSTICE/SLOVAKIA	CIRCUIT DIAGRAM	50.3023.01.A3.741	S1=L05	/ 002
02	Fact - Rev.	09.11.2005	AD	Drawn	ADAM	50.3023.01	INTERFACE			
01	Approval	20.09.2005	AD	Check	GROHMANN	SUBSTATION T80	PANEL			
NO.	Alteration	Date	Name	Std.	Iss. by:	Iss. for	05	D009781.02.605-3. AHA	Typ: 03	Sheet 22
									CAPACITOR	97Sh.



1	2	3	4	5	6	7	8
POSITION INDICATOR							
CIRCUIT-BREAKER 001				EARTHING SWITCH			
OFF				ON			
POWER SUPPLY				CIRCUIT BREAKER WITHDRAWN			
INSTRUMENT AND CONTROL				OR NOT IN SERVICE			
RUNNING				OFF			
TEST POS.				SERVICE POSITION			
ON				OFF			

Copyright as per DIN 34 to be observed

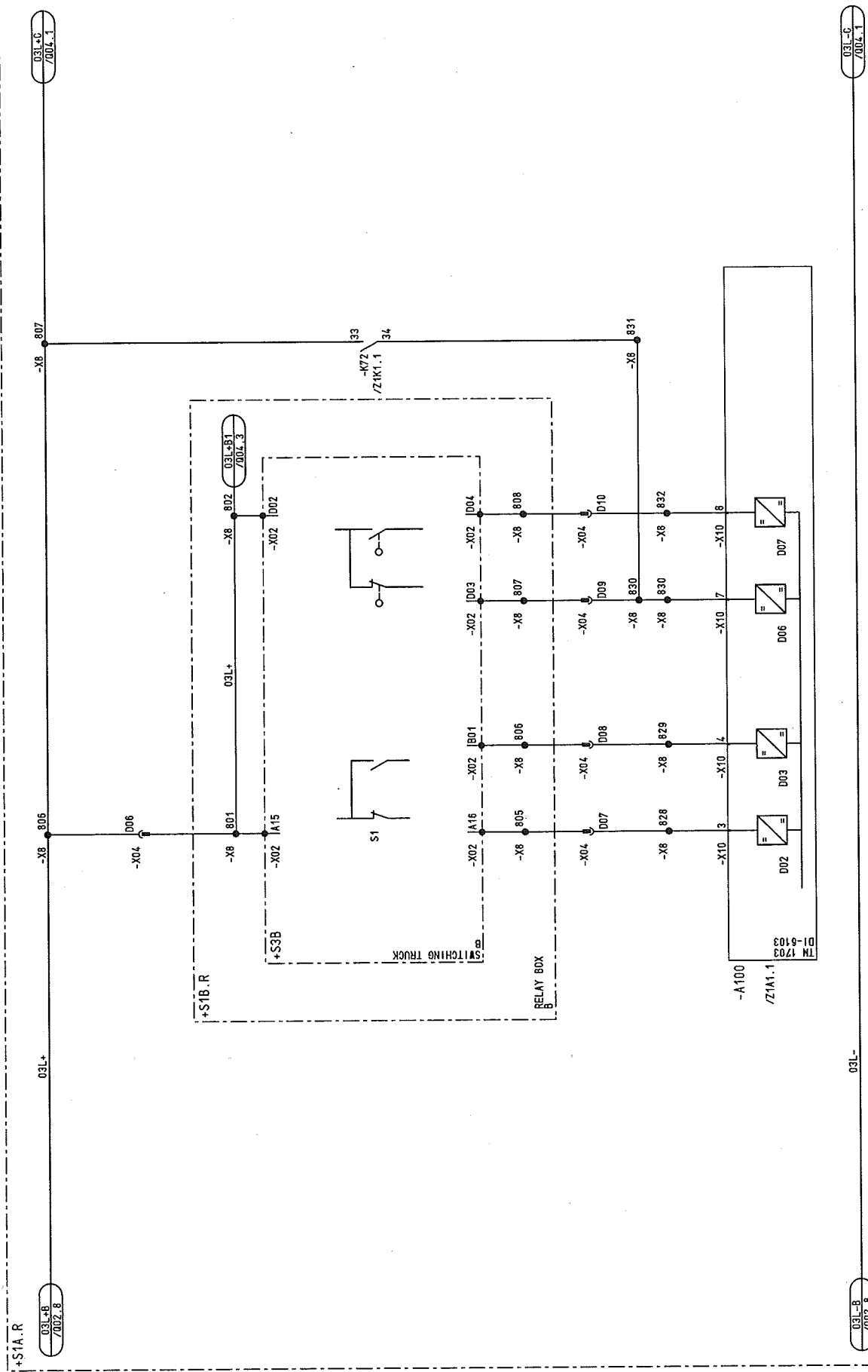
D0978102

H3015M0
L05
003
ADAM

NO.	Alteration	Date	Name	Std.	Iss. for	Iss. by:	Panel	Circuit Diagram	50.3023.01 A3 741	S1=L05	8
03	AS BUILT	06.12.2005	AD		Date	06.06.2005	US STEEL KOSICE/SLOVAKIA				
02	Fact. -Rev.	09.11.2005	AD		Drawn	ADAM	50.3023.01				
01	Approval	20.09.2005	AD		Check	GROHMANN	SUBSTATION T80				
00	Alteration				Orig.						

Typ: 03
CAPACITOR

Sheet 23
97 Sh.



CIRCUIT-BREAKER 002
OFF ON
TRUCK POS.
TEST. POS. SERVICE POSITION
RUNNING OR NOT IN SERVICE

POSITION INDICA

8

7

6

5

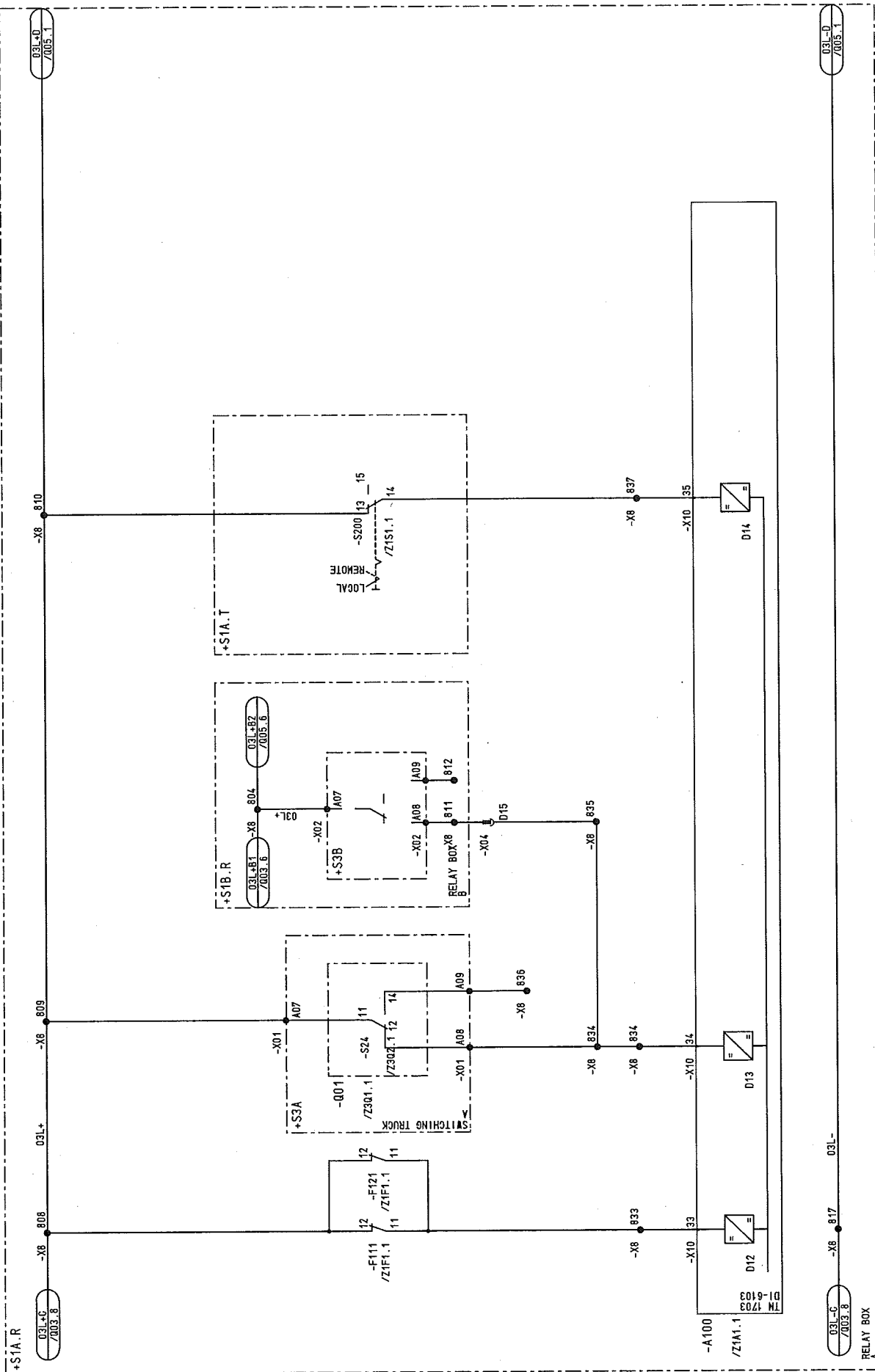
4

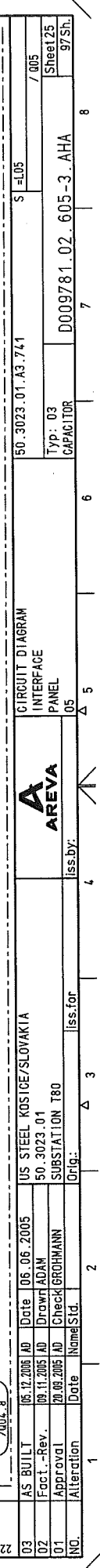
3

2

1

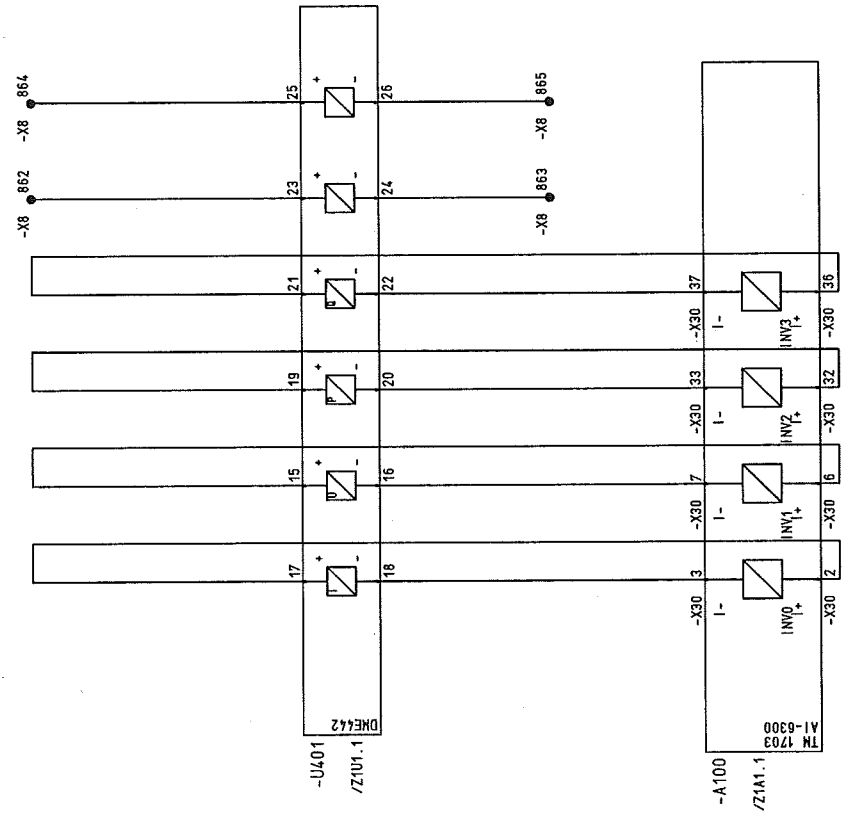
03	AS BUILT	06.12.2006	AD	Date	09.06.2005	US STEEL KOSICE/SLOVAKIA		CIRCUIT DIAGRAM INTERFACE PANEL	50.3023.01.43.741	S = L05	/ 004
02	Fact - Rev.	09.11.2005	AD	Drawn	ADAM	50.3023.01					
01	Approval	20.09.2005	AD	Check	GROHMANN	SUBSTATION T80					
	Alteration	Date	Name	Std.	Orig.	iss. by:					
						05					
									Typ.: 03		
									CAPACITOR		
										D009781.02.605-3.AHA	
										97Sh.	





+SIA.R

MEASUREMENT
CURRENT VOLTAGE ACTIVE POWER REACTIVE POWER



RELAY BOX

03	AS BUILT	05.12.2006	AD	Date	10.06.2005	US STEEL KOSTICE/SLOVAKIA	50.3023.01	A3.741	S	L05	7	806
02	Fact - Rev.	09.11.2005	AD	Drawn	ADAM	50.3023.01						Sheet 26
01	Approval	20.09.2005	AD	Check	GROHMANN	SUBSTATION T80						97 Sh.
NO.	Alteration	Date	Name	Std.	2	Orig.	Iss. for	Iss. by:	05	D009781.02.605-3.AHA	7	8

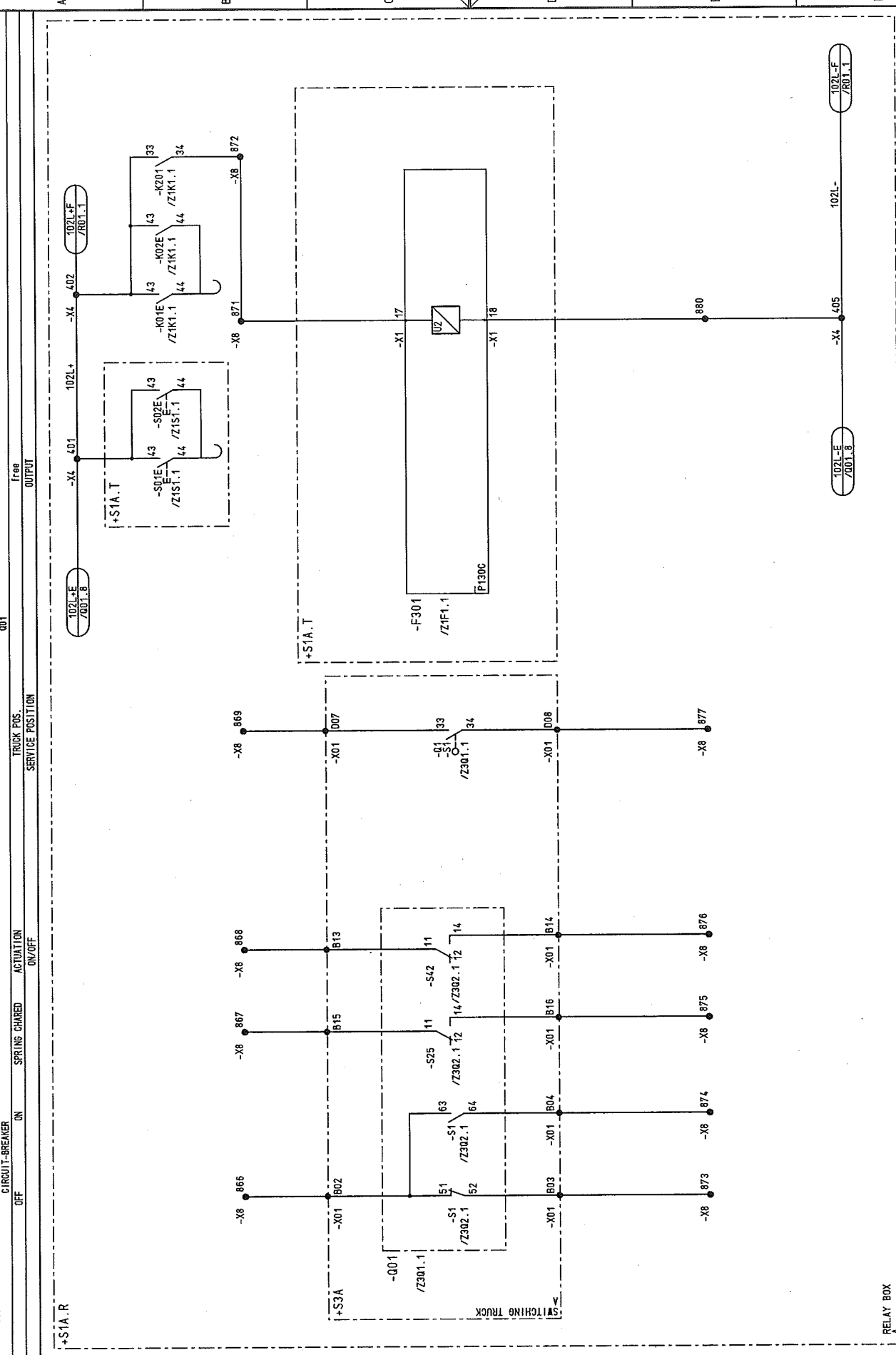
CIRCUIT DIAGRAM
INTERFACE
PANEL



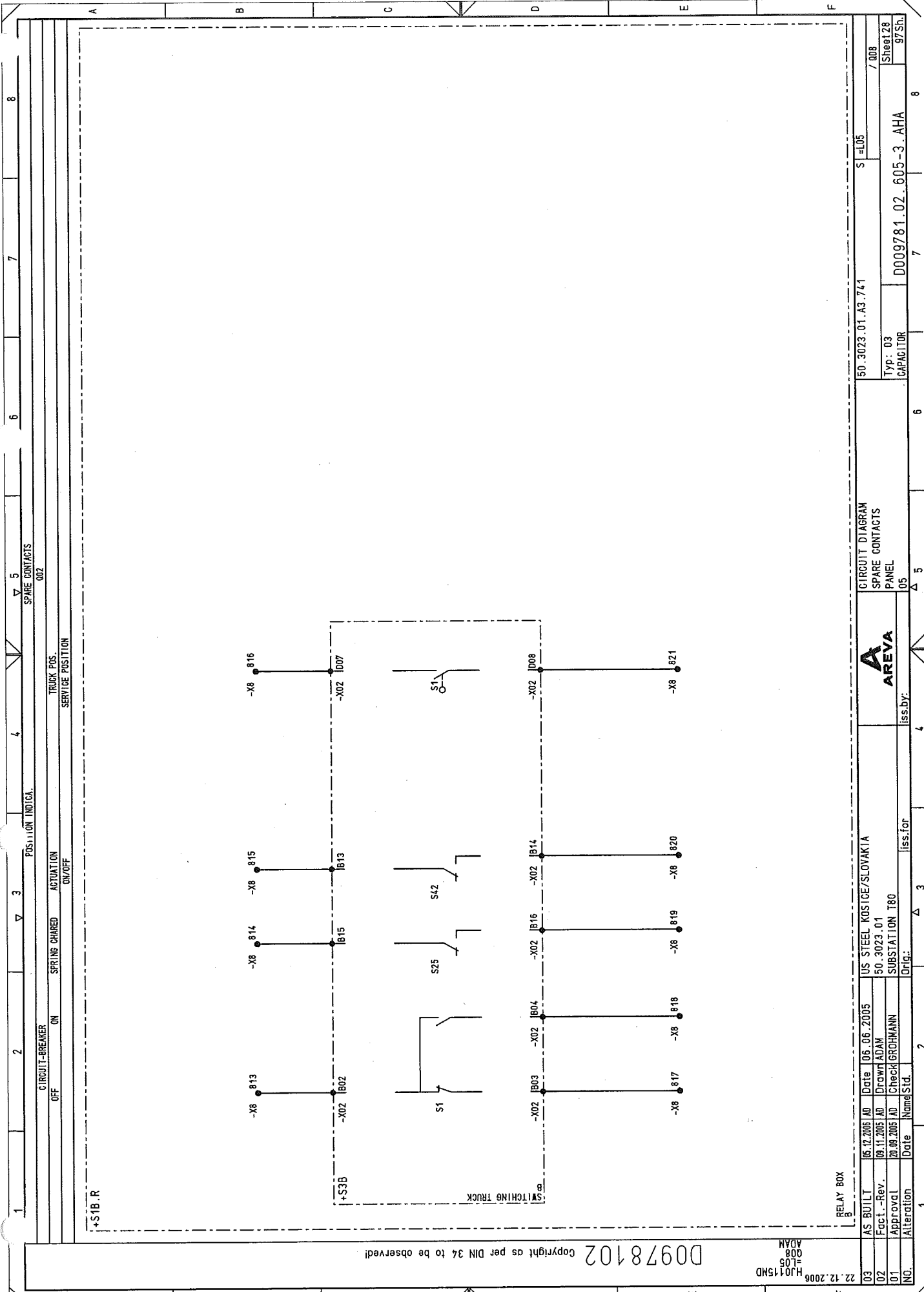
D0978102 Copyright as per DIN 34 to be observed!

HJ0115MO
507
ADAM

RELAY BOX



03	AS BUILT	05.12.2005	AD	Date	06.06.2005	US STEEL KOSICE/SLOVAKIA	CIRCUIT DIAGRAM	50.3023.01.A3.741	S=105	1007
02	Fact.-Rev.	09.11.2005	AD	Drawn	ADAM	50.3023.01	SPARE CONTACTS			Sheet 27
01	Approval	20.08.2005	AD	Checked	GROHMANN	SUBSTATION T80	PANEL			97 Sh.
NO.	Alteration	Date	Named	Std.	Iss. by:	Iss. for	05	D009781.02.605-3.AHA		



D0978102 Copyright as per DIN 34 to be observed!

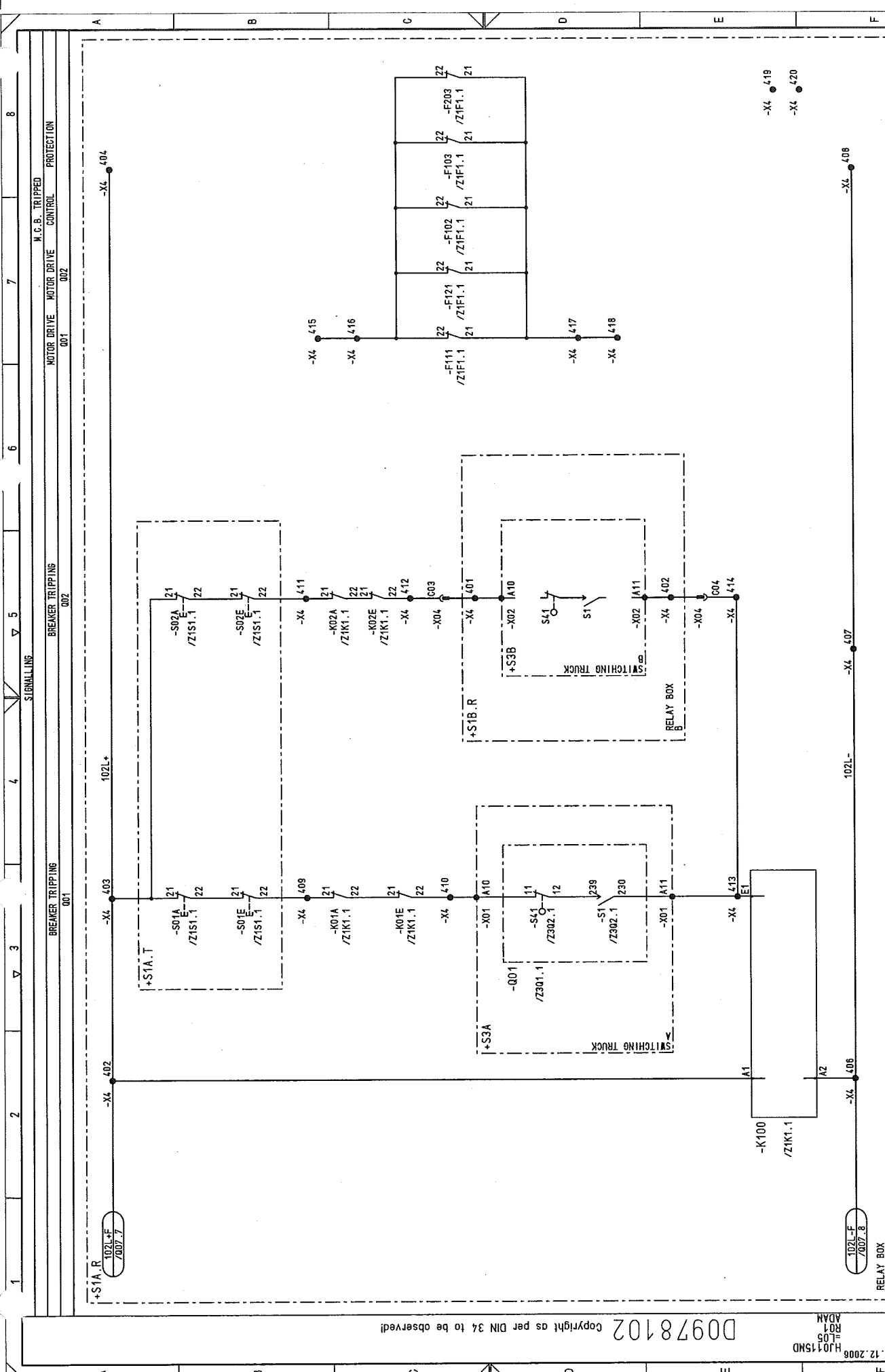
HJ0115HD
L05
008
ADAM

03	AS BUILT	05.12.2006	AD	Date	06.06.2005	US STEEL KOSTICE/SLOVAKIA	CIRCUIT DIAGRAM SPARE CONTACTS PANEL	50.3023.01.A3.741	S1=L05	8
02	Fact - Rev.	09.11.2005	AD	Drawn	ADAM	50.3023.01				7
01	Approval	20.09.2005	AD	Check	GROHMANN	SUBSTATION T80				6
NO.	Alteration	Date	Name	Std.	Orig.	Iss. for	Iss. by:			5
										4
										3
										2
										1

Sheet 28
97Sh.

D009781.02.605-3.AHA

Typ: 03
CAPACITOR



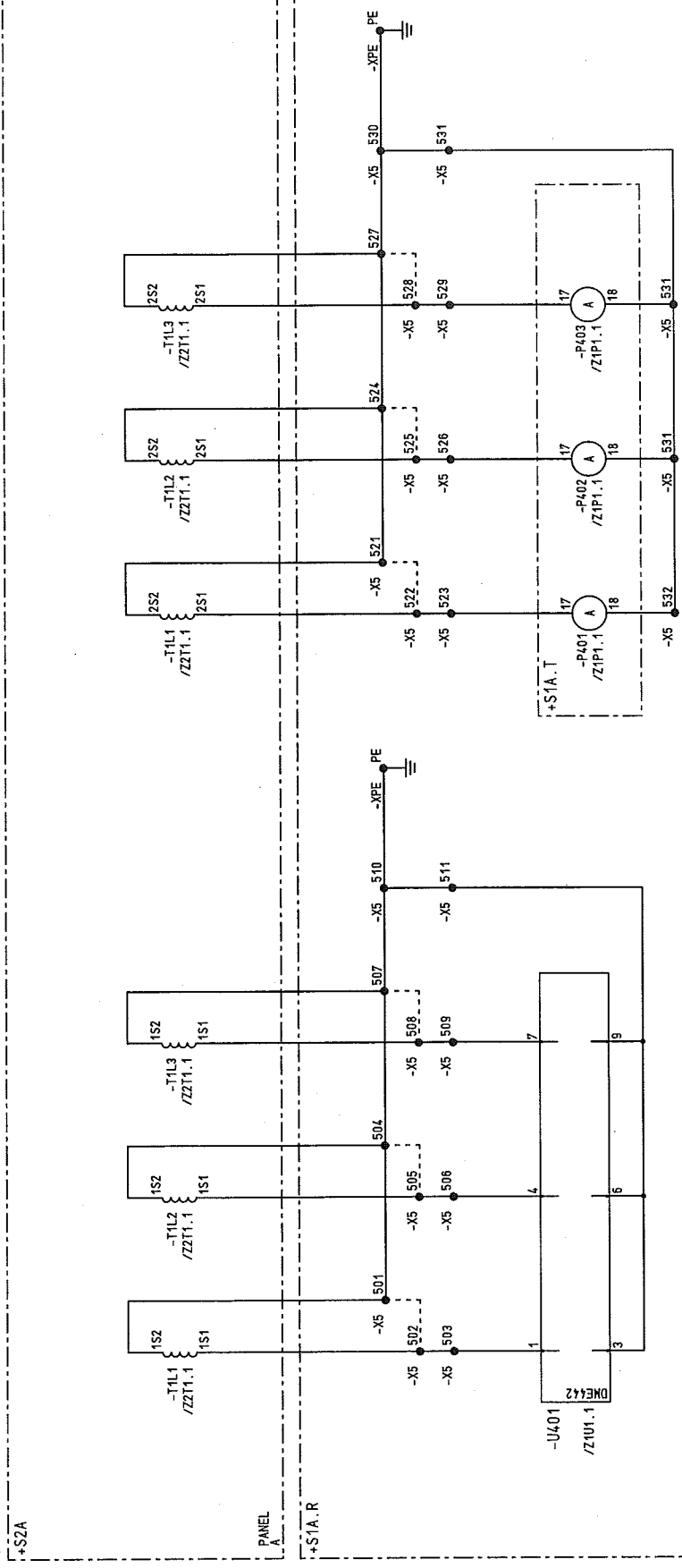
A																
22																
03	AS BUILT	05.12.2006	AD	Date	06.06.2005	US STEEL KOSICE/SLOVAKIA				CIRCUIT DIAGRAM			50.3023.01.A3.741		S =105	
02	Fact.-Rev.	09.11.2005	AD	Drawn	ADAM	50.3023.01				SIGNALING					/ R01	
01	Approval	20.08.2005	AD	Checked	GROHMANN	SUBSTATION T80				PANEL			Typ: 03		Sheet 29	
NO.	Alteration	Date	Name	Std.	Orq.	Iss. for				Iss. by:			CAPACITOR		975h.	
													D009781.02.605-3.AHA			
													7		8	

METERING

CURRENT

MEASUREMENT

L1 L2 L3 N L1 L2 L3 N L1 L2 L3 N

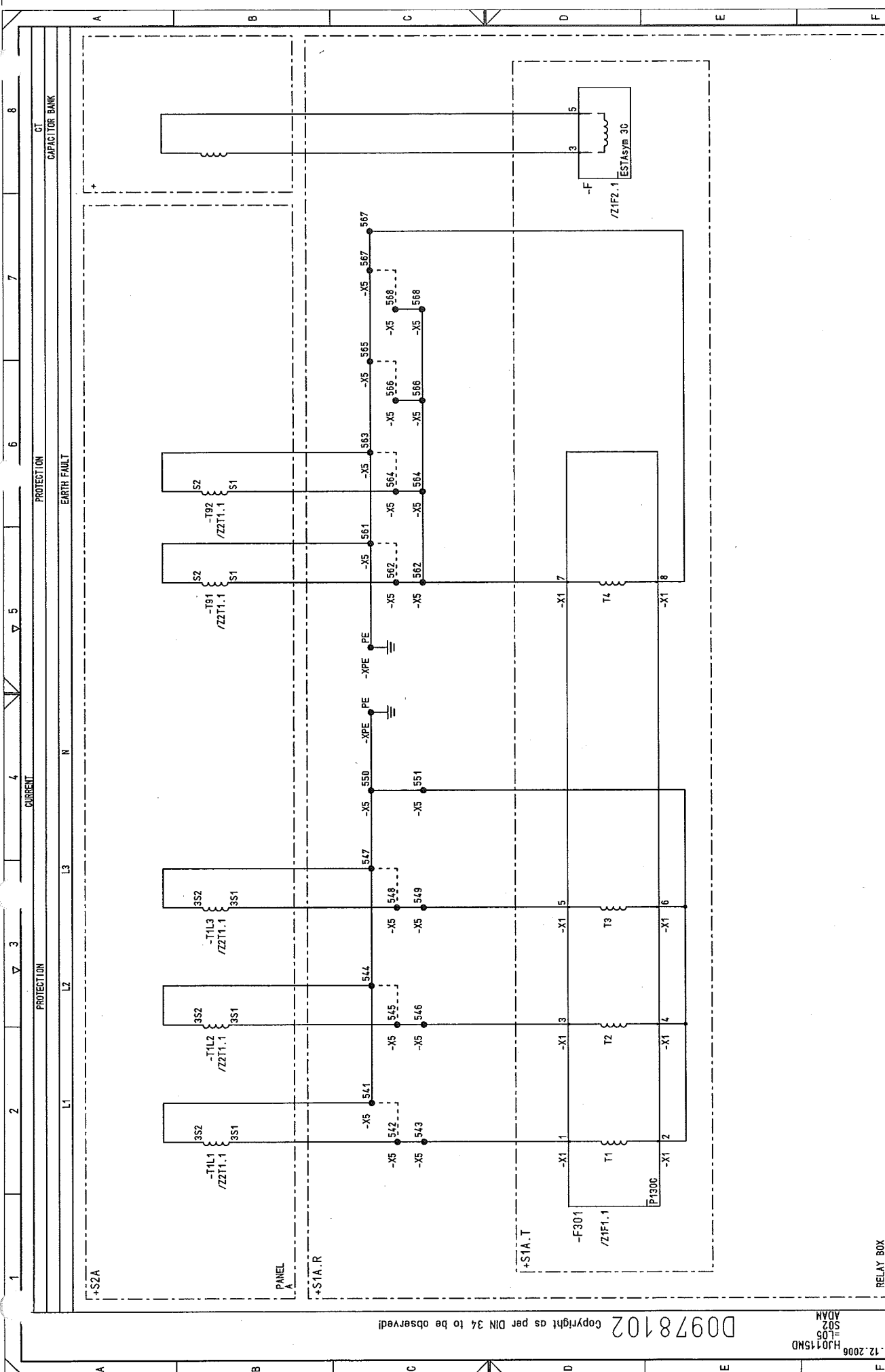


RELAY BOX

03	AS BUILT	06.12.2005	AD	Date	06.06.2005	US STEEL KOSICE/SLOVAKIA	CIRCUIT DIAGRAM	50.3023.01.A3.741	S	L05	/ S01
02	Fact. -Rev.	09.11.2005	AD	Drawn	ADAM	50.3023.01	CURR. TRANS.				
01	Approval	20.08.2005	AD	Check	GROHMANN	SUBSTATION T80	PANEL				
NO.	Alteration	Date	Name/Std.	Iss.for	Iss.by	Orig.	05	D009781.02.605-3.AHA	7	8	97 Sh.

D0978102 Copyright as per DIN 34 to be observed!

22.12.2006
HJ015MD
S01
ADAM



NO.		Alteration	Date	Name	Std.	Iss. for	Iss. by:	PANEL		CAPACITOR		Typ: 03		D009781.02. 605-3. AHA		Sheet 31		97Sh.	
03		AS BUILT	06.12.2006	AD	Date	06.06.2005	US STEEL KOSICE/SLOVAKIA	CIRCUIT DIAGRAM		CURR. TRANS.		50.3023.01.A3.741		S=L05		/ S02		8	
02		Fact. -Rev.	06.11.2005	AD	Drawn	ADAM	50.3023.01	RELAY BOX		P1300		-X1 1		-X1 2		-X1 3		-X1 4	
01		Approval	20.09.2005	AD	Check	BROHMANN	SUBSTATION T80	T1		T2		T3		T4		T5		T6	
00		Alteration	20.09.2005	AD	Check	BROHMANN	SUBSTATION T80	T1		T2		T3		T4		T5		T6	

Copyright as per DIN 34 to be observed!

D00978102

1 2 3 4 5 6 7 8

CAPACITIVE VOLTAGE INDICATION (VDS)

CAP. TAP ON
IVIS POST INSULATOR

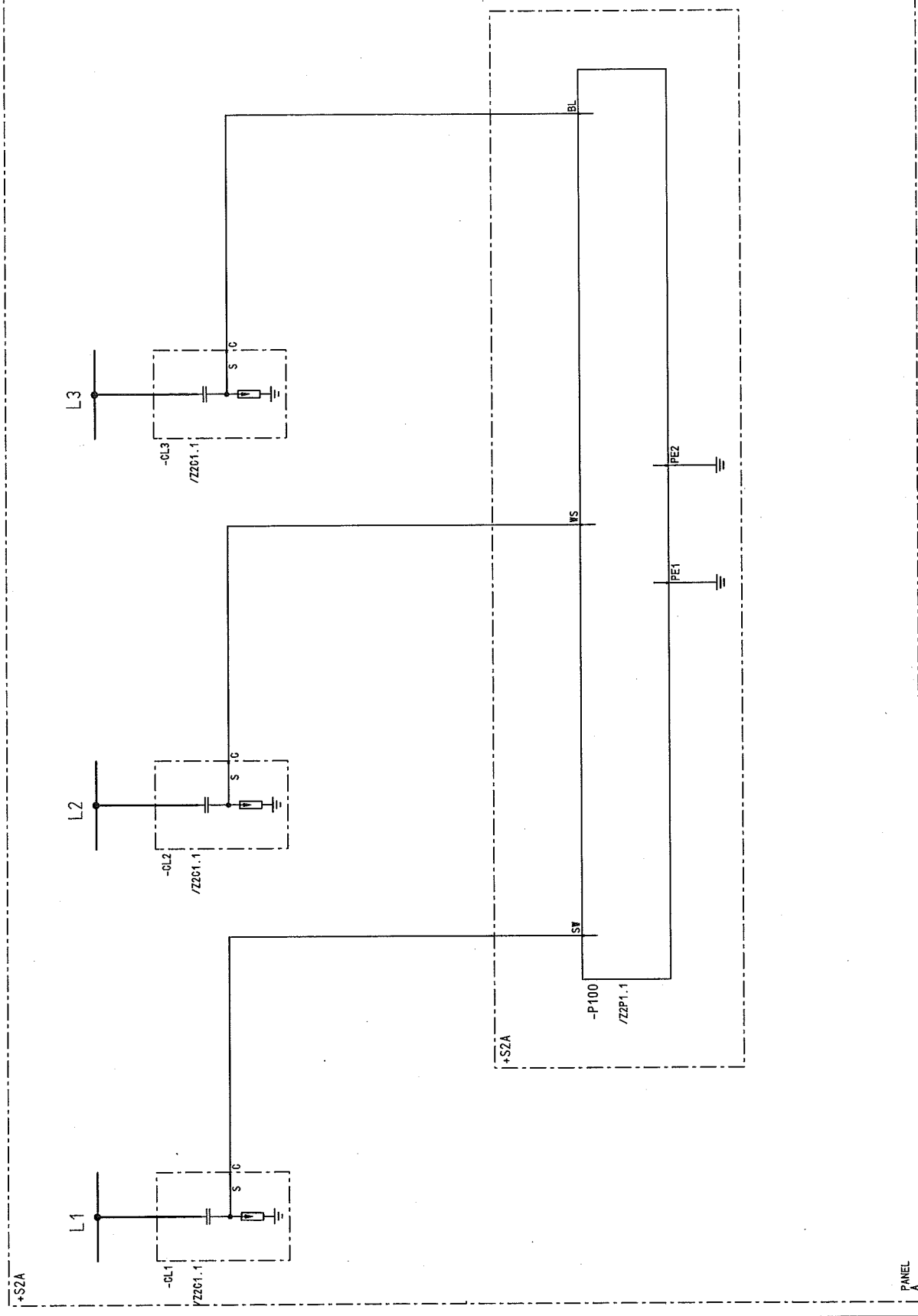
DISPLAY

CAP. TAP ON
IVIS POST INSULATOR

DISPLAY

CAP. TAP ON
IVIS POST INSULATOR

DISPLAY



50.3023.01.A3.741
S=L05

CIRCUIT DIAGRAM
IVIS

US STEEL KOSTICE/SLOVAKIA
50.3023.01

AS BUILT 06.12.2005 AD Date 06.06.2005
Fact.-Rev. 09.11.2005 AD Drawn ADAM

Approval 20.09.2005 AD Check GROHMANN
Alteration Date Name/Sld.

Typ: 03
CAPACITOR

PANEL
05

SUBSTATION T80
Orig. Iss. for

Iss. by: AREVA

Sheet 33
97 Sh.

D009781.02.605-3.AHA

8

7

6

5

4

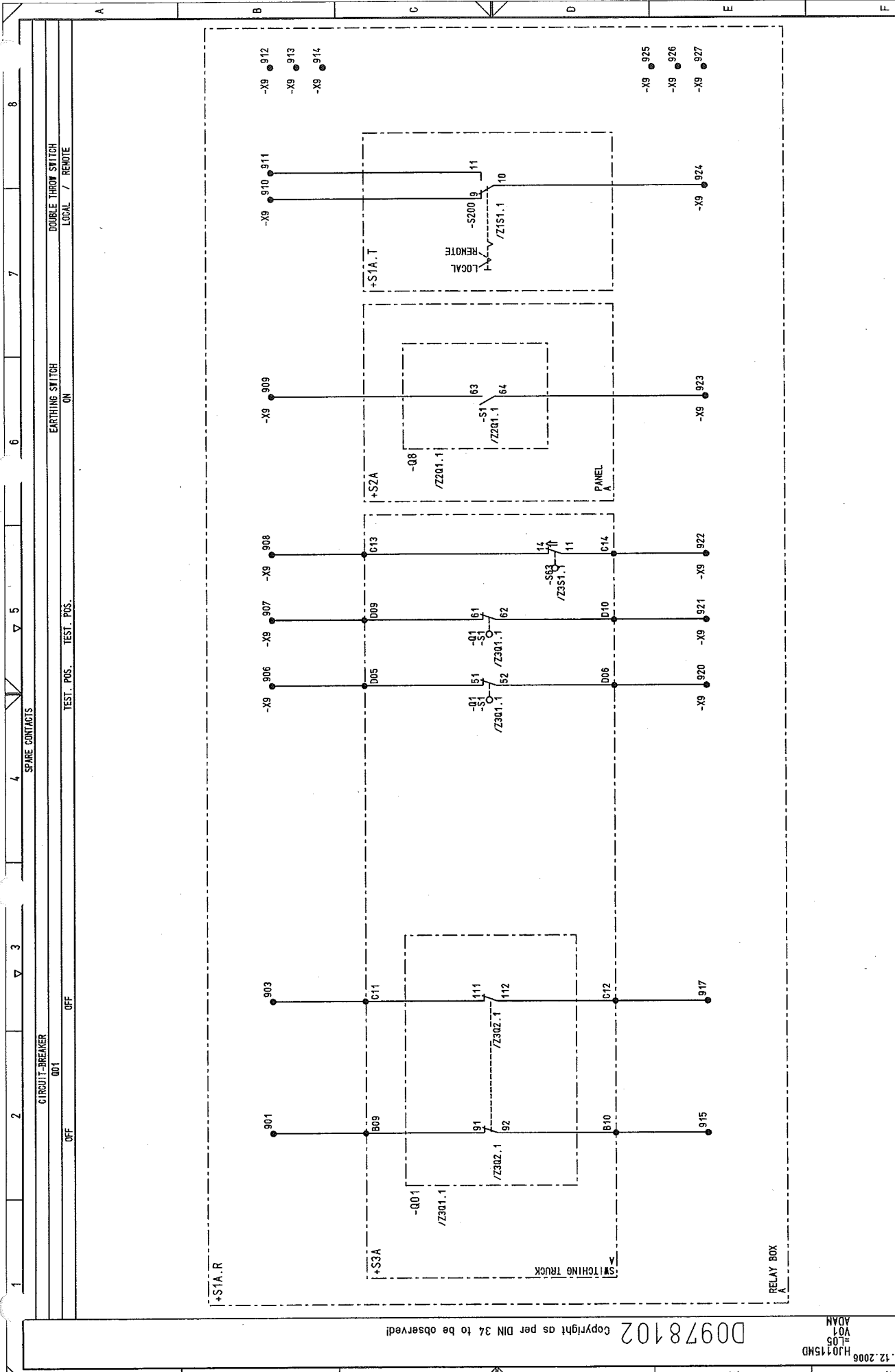
3

2

1

D00978102 Copyright as per DIN 34 to be observed!

22.12.2006 H10115MD
L05
T02
ADAM

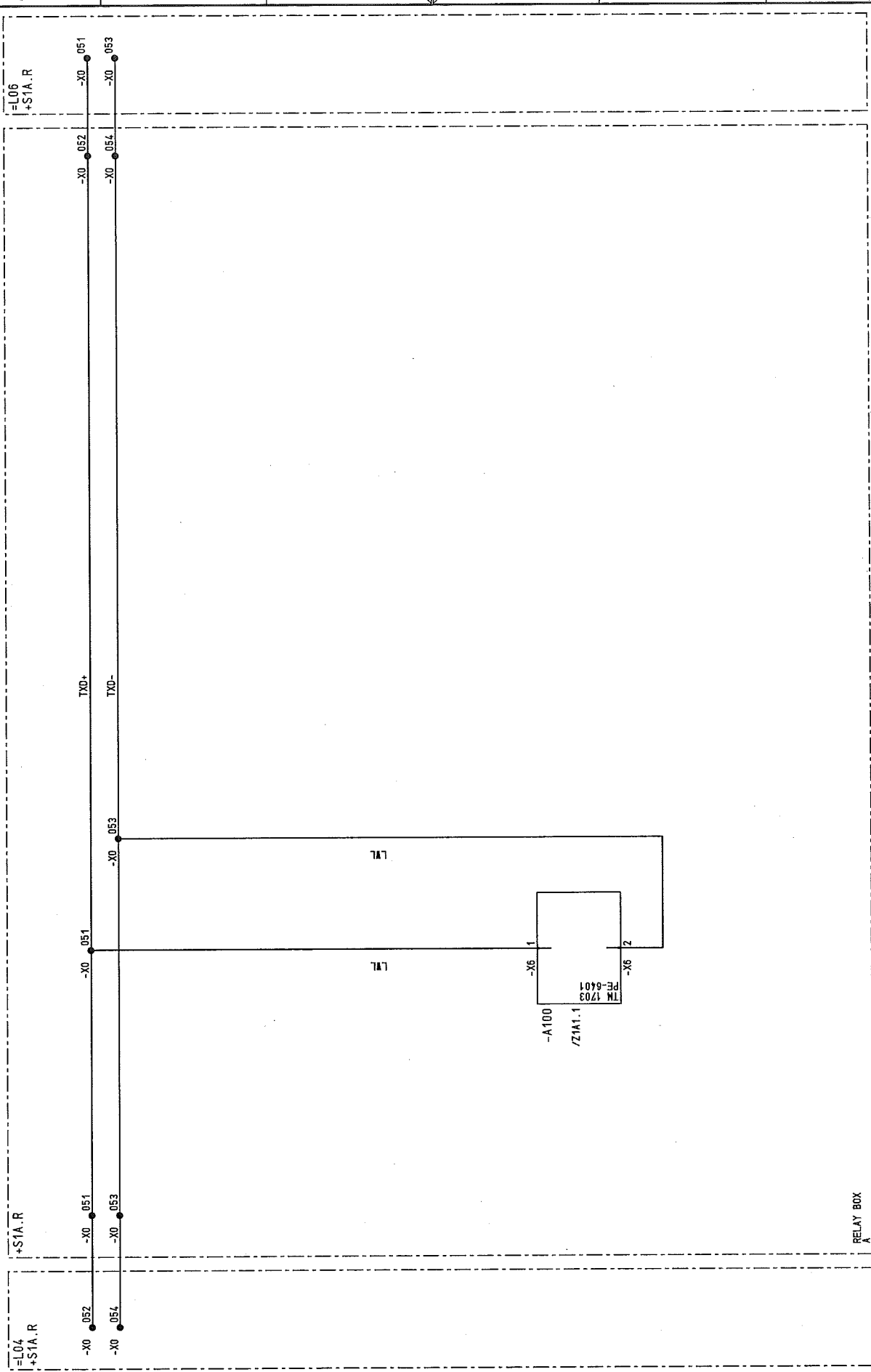


03	AS BUILT	05.12.2005 AD	Date	06.06.2005	US STEEL K0510E/SLOVAKIA	CIRCUIT DIAGRAM	50.3023.01.A3.741	S1 = L05	/ V01
02	Fact. - Rev.	09.11.2005 AD	Drawn	ADAM	50.3023.01	SPARE CONTACTS			
01	Approval	20.08.2005 AD	Check	GROHMANN	SUBSTATION T80	PANEL			
NO.	Alteration	Date	Name	Std.	Iss. for	Iss. by:			
1									
2									
3									
4									
5									
6									
7									
8									

22.12.2006
H0115MD
V01
ADAM

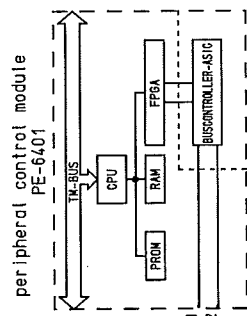
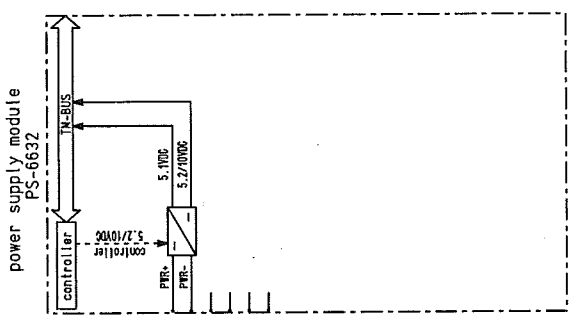
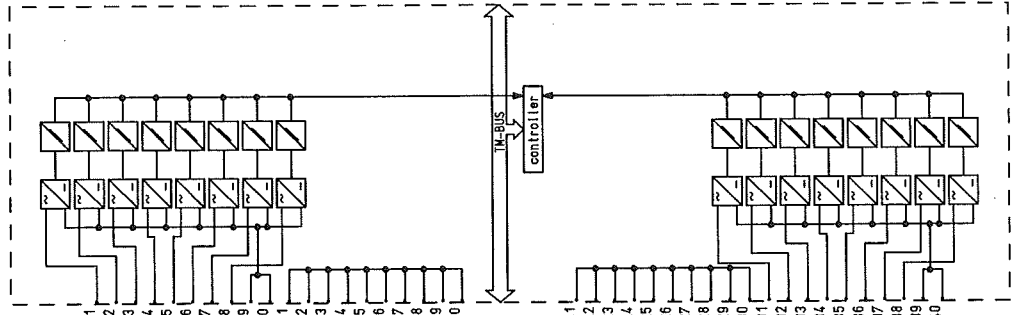
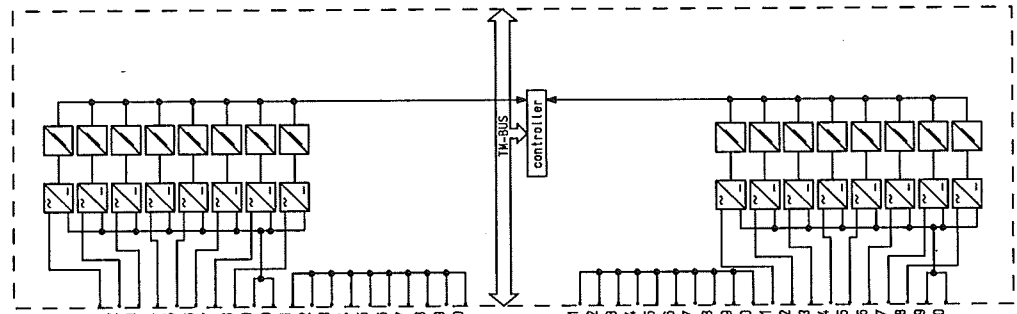
D0978102 Copyright as per DIN 34 to be observed

NO.	AS BUILT	05.12.2005	AD	Date	06.06.2005	US STEEL KOSICE/SLOVAKIA	 AREVA	CIRCUIT DIAGRAM		50.3023.01.A3.741		S=L05		
003	Fact. - Rev.	09.11.2005	AD	Drawn	ADAM	50.3023.01		AX PE-BUS		Typ: 03		Steel36		/ X01
	Approval	20.09.2005	AD	Check	GROHMANN	SUBSTATION T80		PANEL		CAPACITOR		D009781.02.605-3.AHA		97Sh.
001	Alteration			Date				iss.by:		05		7		8
NO.								iss.for		6		7		8

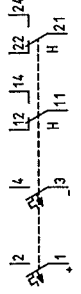
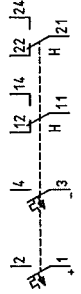
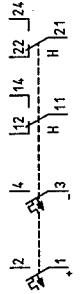


[illegible]

Copyright as per DIN 34 to be observed!

[illegible][illegible][illegible][illegible][illegible]

1	2	3	4	5	6	7	8
SUCK- TITY		DESCRIPTION, DESIGN, TECHNICAL DATA		MANUFACTURER, TYPE, ORDERING DATA		APPARATUS SYMBOL DIAGRAM	
APPLICATION		SETTINGS		MOUNTING		APPA. DESIG.	
WITH REFERENCES TO DETAILS		REFERENCE TO INDIVIDUAL TREATMENT		(CIRCUIT DIAGRAM, SHEET NO., CIRCUIT NO.)		REMARK	
<hr/>							
2 M.C.B. MANUF.: GE POWER CONTROLS TYPE EP102 UC B6							
AUXILIARY SWITCH HH							
RATED CURRENT : 6A CHARACTERISTIC : B ORDER NO. 672570							
TECHNICAL COMPONENTS CB SH/HH-R							
1 AUXILIARY SWITCH							
APPLICATION MOUNTING BTK IDENTIFIER							
CONTROL *S1A.R -F102							
PROTECTION *S1A.R -F103							
<hr/>							
2 M.C.B. MANUF.: GE POWER CONTROLS TYPE EP102 UC C0.5							
AUXILIARY SWITCH HH							
RATED CURRENT : 0.5A CHARACTERISTIC : C ORDER NO. 672570							
TECHNICAL COMPONENTS CB SH/HH-R							
1 AUXILIARY SWITCH							
APPLICATION MOUNTING BTK IDENTIFIER							
MOTOR DRIVE *S1A.R -F111							
MOTOR TYPE P130C							
PROTECTION UN=AC 50-130 FN=50/60Hz							
AUXILIARY VOLTAGE : DC24-60V/DC110-250V/ ORDER NO.							
TECHNICAL COMPONENTS							
<hr/>							
1 MONIT.- PROTECTION AREVA TYPE P130C							
MANUF.: MITCON P130-98903020-401-301							
MOTOR IN=AC 1/5 UN=AC 50-130 FN=50/60Hz							
AUXILIARY VOLTAGE : DC24-60V/DC110-250V/ ORDER NO.							
TECHNICAL COMPONENTS							
<hr/>							
APPLICATION MOUNTING BTK IDENTIFIER							
*S1A.T -F301							
<hr/>							
1 M.C.B. MANUF.: MOELLER TYPE C 4A							
AUXILIARY SWITCH HH							
RATED CURRENT : 4A CHARACTERISTIC : C ORDER NO.							
TECHNICAL COMPONENTS							
1 AUXILIARY SWITCH							
APPLICATION MOUNTING BTK IDENTIFIER							
SIGNALING *S1A.R -F203							
<hr/>							
AS BUILT 05.12.2006 AD Date 06.06.2005							
Fact.-Rev. 09.11.2005 AD Drawn ADAM							
Approval 20.09.2005 AD Check GROHMANN							
Alteration Date Name/Std. Iss. for							
US STEEL KOSICE/SLOVAKIA							
50.3023.01							
SUBSTATION T80							
Iss.by: PANEL							
50.3023.01.A3.741							
S=L05							
7 ZIF1							
Sheet 40							
D009781.02.605-3. AHA							
97Sh.							



REFERENCES FOR GROUP REPRES. IN CIRCUIT DIAGRAM
REFERENCES TO SEP. DOCUMENTS WITH DETAILS OF REPRES.

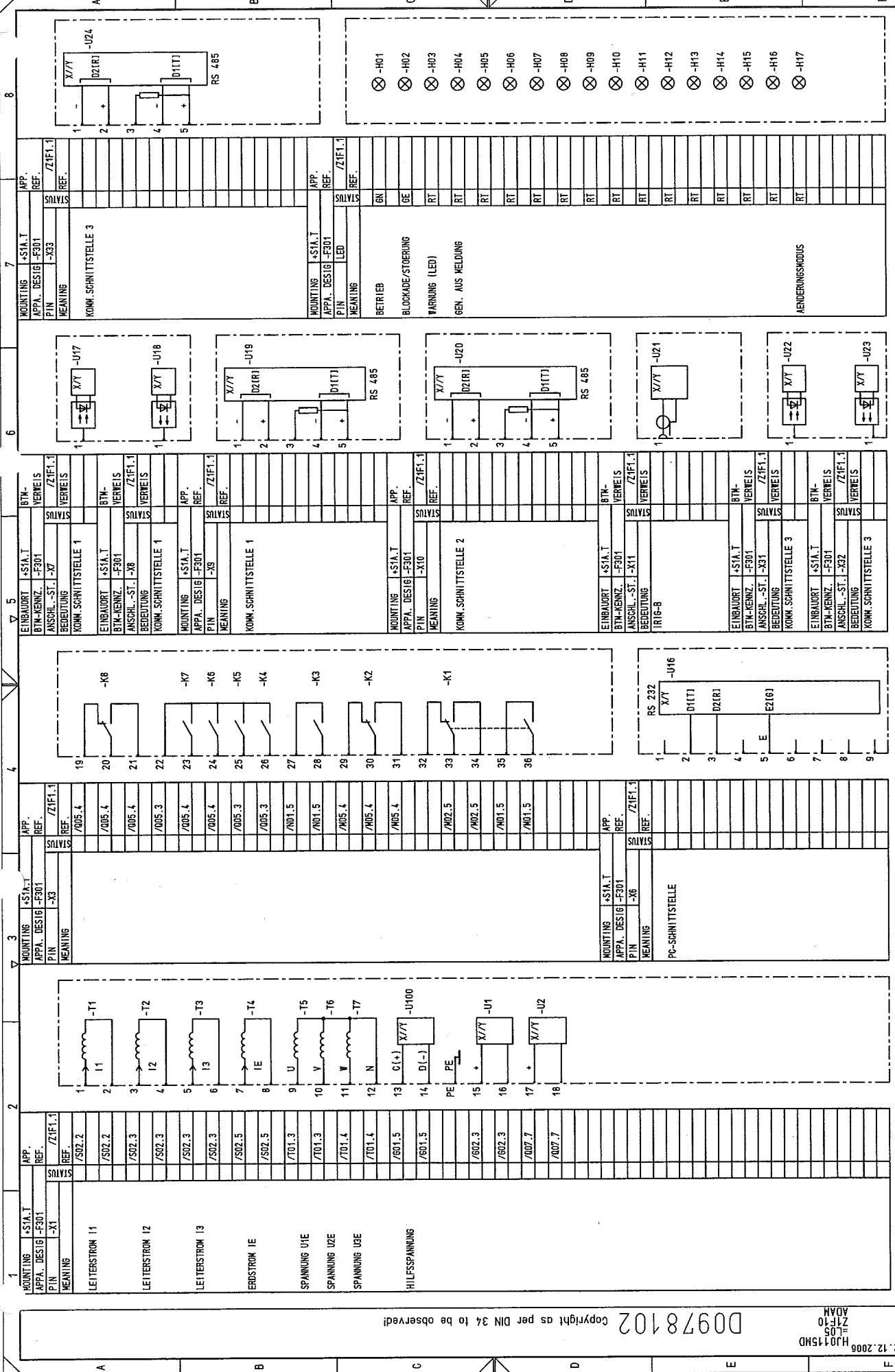
REFERENCES FOR REPRES. OF APPLIANCE CONNECTIONS

/ZIF10.1	-X1
/ZIF10.3	-X3
/ZIF10.5	-X5
/ZIF10.7	-X7
/ZIF10.9	-X9
/ZIF10.11	-X11
/ZIF10.13	-X13
/ZIF10.15	-X15
/ZIF10.17	-X17
/ZIF10.19	-X19
/ZIF10.21	-X21
/ZIF10.23	-X23
/ZIF10.25	-X25
/ZIF10.27	-X27
/ZIF10.29	-X29
/ZIF10.31	-X31
/ZIF10.33	-X33
/ZIF10.35	-X35
/ZIF10.37	-X37
/ZIF10.39	-X39
/ZIF10.41	-X41
/ZIF10.43	-X43
/ZIF10.45	-X45
/ZIF10.47	-X47
/ZIF10.49	-X49
/ZIF10.51	-X51
/ZIF10.53	-X53
/ZIF10.55	-X55
/ZIF10.57	-X57
/ZIF10.59	-X59
/ZIF10.61	-X61
/ZIF10.63	-X63
/ZIF10.65	-X65
/ZIF10.67	-X67
/ZIF10.69	-X69
/ZIF10.71	-X71
/ZIF10.73	-X73
/ZIF10.75	-X75
/ZIF10.77	-X77
/ZIF10.79	-X79
/ZIF10.81	-X81
/ZIF10.83	-X83
/ZIF10.85	-X85
/ZIF10.87	-X87
/ZIF10.89	-X89
/ZIF10.91	-X91
/ZIF10.93	-X93
/ZIF10.95	-X95
/ZIF10.97	-X97
/ZIF10.99	-X99
/ZIF11.1	-XPE

D0978102 Copyright as per DIN 34 to be observed!

HJ015MD
ZIF10
ADAM

03	AS BUILT	05.12.2006	AD	Date	06.06.2005	US STEEL KOSICE/SLOVAKIA	LIST OF EQUIPMENT	50_3023_01_A3_741	S	=L05	7	ZIF10
02	Fact.-Rev.	09.11.2005	AD	Drawn	ADAM	50_3023_01	PANEL	Typ: 03			8	Sheet 1
01	Approval	20.09.2005	AD	Check	GROHMANN	SUBSTATION T80	05	CAPACITOR			9	97Sh
NO.	Alteration	Date	Nome	Std.	Orig.	Iss. for	Iss. by:					



GEHÄUSE
SCHUTZERDUNG

PE

03	AS BUILT	05.12.2005	AD	Date	06.06.2005	US STEEL KOSICE/SLOVAKIA	 AREVA	LIST OF EQUIPMENT		50.3023.01.A3.741		S=L05		
02	Fact.-Rev.	09.11.2005	AD	Drawn	ADAM	50.3023.01			PANEL		Typ. 03		/ ZIF11	
01	Approval	20.09.2005	AD	Checked	GROHMANN	SUBSTATION T80			05		CAPACITOR		Sheet 42	
NO.	Alteration	Date	Name	Sid.		Orig.	iss.for	iss.by:			D009781.02.605-3.AHA		97Sh.	

03	AS BUILT	05.12.2006	AD	Date	10.06.2005	US STEEL KOSICE/SLOVAKIA	 AREVA	LIST OF EQUIPMENT		50_3023_01_A3_741		S=L05	/ ZIF2
02	Fact.-Rev.	09.11.2005	AD	Drawn	ADAN	50_3023_01			PANEL				Sheet/3
01	Approval	20.09.2005	AD	Check	GROHMANN	SUBSTATION T80			Typ: 03				
NO.	Alteration	Date	Name	Sid.		Orig.			CAPACITOR		D009781.02..605-3..AHA		97Sh.
								iss.by:	05				

03	AS BUILT	05.12.2005 AD	Date	06.06.2005	US STEEL KOSICE/SLOVAKIA	LIST OF EQUIPMENT	50.3023.01.A3.741	S	L05	/ ZHL
02	Fact.-Rev.	06.11.2005 AD	Date	50.3023.01	50.3023.01	PANEL	Typ: 03			Sheet 44
01	Approval	20.09.2005 AD	Date	GROHMANN	SUBSTATION T80	05	CAPACITOR			97 Sh.
NO.	Alteration	Date	NormStd.	Orig.	Iss.for	Iss.by:				

1	2	3	4	5	6	7	8
Slack-TITY	DESCRIPTION, DESIGN, TECHNICAL DATA	MANUFACTURER, TYPE, ORDERING DATA	APPA. DESIG.	APPARATUS SYMBOL DIAGRAM	REFERENCE TO INDIVIDUAL TREATMENT	(CIRCUIT DIAGRAM, SHEET NO., CIRCUIT NO.)	REMARK
2	STELLUNGSMELDER RUECKMELDER	MANUF.: MESSMG PO NO.: EST-L-1746-08-330-21 TRENNSCHALTER	TYPE EST-L				
	TECHNICAL COMPONENTS	TYP	: GELB				
	APPLICATION	SETTINGS	MOUNTING	BTM IDENTIFIER			
	CIRCUIT-BREAKER	ON/OFF	*S1A.T	-H01			
	CIRCUIT-BREAKER	ON/OFF	*S1A.T	-H02			
2	STELLUNGSMELDER RUECKMELDER	MANUF.: MESSMG PO NO.: EST-L-1746-08-231-21 SCHALTWAGEN	TYPE EST-L				
	TECHNICAL COMPONENTS	TYP	: GELB				
	APPLICATION	SETTINGS	MOUNTING	BTM IDENTIFIER			
	SWITCHING TRUCK	SERVICE POS. TEST POS.	*S1A.T	-H01			
	SWITCHING TRUCK	SERVICE POS. TEST POS.	*S1A.T	-H02			
1	STELLUNGSMELDER RUECKMELDER	MANUF.: MESSMG PO NO.: EST-L-1746-08-131-21 ERDER	TYPE EST-L				
	TECHNICAL COMPONENTS	TYP	: GELB				
	APPLICATION	SETTINGS	MOUNTING	BTM IDENTIFIER			
	EARTHING SWITCH	OFF/ON	*S1A.T	-H8			

1	2	3	4	5	6	7	8
DESCRIPTION, DESIGN, TECHNICAL DATA APPLICATION	MANUFACTURER, TYPE, ORDERING DATA MOUNTING	APPA. DESIG.	APPARATUS SYMBOL DIAGRAM REFERENCE TO INDIVIDUAL TREATMENT (CIRCUIT DIAGRAM, SHEET NO., CIRCUIT NO.)				
1	TIME RELAY OUTPUT PULSE t=50ms FUNCTION : IMPULSDEHNER TECHNICAL COMPONENTS : RATED VOLTAGE : 24-240AC/DC TYP : ORDER NO :	AREVA 701917/1 TYPE C27900					
10	AUXILIARY CONTACTOR MANUF.: Schneider Electric PO NO.: CA3-KN31 MD3 RATED VOLTAGE : 220VDC TECHNICAL COMPONENTS : TYP : ORDER NO :	Schneider Electric TYPE CA3-KN31 MD3					
3	AUXILIARY CONTACTOR MANUF.: Schneider Electric PO NO.: CA3-KN31 MD3-LA1 KN13 RATED VOLTAGE : 220VDC TECHNICAL COMPONENTS : TYP : ORDER NO :	Schneider Electric TYPE CA3-KN31 MD3					
2	RELAY MANUF.: ORD. NR. : RATED VOLTAGE : 220VDC TECHNICAL COMPONENTS : TYP : ORDERING NUMBER :	AREVA 701917/1 TYPE C27900					
<p>03 AS BUILT 05.12.2006 AD Date 06.06.2005</p> <p>02 Fact.-Rev. 09.11.2005 AD Drawn ADAM 50.3023.01</p> <p>01 Approval 20.08.2005 AD Check GROHMANN SUBSTATION T80</p> <p>NO. Alteration Date Name/Std. Orig. Iss.for Iss.by:</p>			<p>LIST OF EQUIPMENT</p> <p>50.3023.01.A3.741 S=L05</p> <p>Typ: 03 CAPACITOR D009781.02.605-3.AHA</p>				

[illegible]

AREVA

[illegible]

03	AS BUILT	05.12.2006	AD	Date	06.06.2005	US STEEL KOSICE/SLOVAKIA	 AREVA	LIST OF EQUIPMENT		50.3023.01.A3.741		S=L05	/ Z2B1
02	Fact.-Rev.	09.11.2005	AD	Drawn	ADAM	50.3023.01		PANEL					
01	Approval	20.09.2005	AD	Checked	GROHMANN	SUBSTATION T80		Type: 03				Sheet 49	
NO:	Alteration	Date	Name	Sid:	Orig:	iss. for	iss. by:	CAPACITOR		D009781.02.605-3.AHA		97Sh:	

3	AS BUILT	05.12.2005	AD	Date	06.06.2005	US STEEL KOSICE/SLOVAKIA		LIST OF EQUIPMENT		50.3023.01.A3.741	S =L05	
2	Fact. --Rev.	06.11.2005	AD	Drawn	ADAM	50.3023.01						/ Z2C1
1	Approval	30.08.2005	AD	Check	BROHMANN	SUBSTATION T80			PANEL	Typ: 03		Sheet 50
0.	Alteration			Date	Name	Std.		Iss.by:	05	CAPACITOR	D009781 02.605-3.AHA	97Sh.
						Orig.:		Iss.for:				

D00978102 Copyright as per DIN 34 to be observed!

22.12.2006
HJ0115MD
L05
ZP1
ADAM

1		2		3		4		5		6		7		8	
SUCC- TITY		DESCRIPTION, DESIGN, TECHNICAL DATA		SETTINGS		MANUFACTURER, TYPE, ORDERING DATA		APPARATUS SYMBOL DIAGRAM		REFERENCE TO DETAILS		CIRCUIT DIAGRAM, SHEET NO., CIRCUIT NO.)		REMARK	
1		INDICATOR		MANUF.: AREVA Sachsenwerk		TYPE IVIS				/T02.3 /T02.5 /T02.7 /T02.5 /T02.5					
		INTELLIGENT		VOLT		INFORMATION SYSTEM									
		TECHNICAL COMPONENTS		TYP		ORDER NO									
		APPLICATION		SETTINGS		MOUNTING		SYM IDENTIFIER							
		IVIS				4S2A		-P100							

03	AS BUILT	05.12.2005	AD	Date	06.06.2005	US STEEL KOSICE/SLOVAKIA	LIST OF EQUIPMENT		50.3023.01.A3.741	S1 L05	7 ZP1
02	Fact.-Rev.	09.11.2005	AD	Drawn	ADAM	50.3023.01					
01	Approval	20.09.2005	AD	Check	GROHMANN	SUBSTATION T80					
NO.	Alteration	Date	Name	Sid.	Iss. for	Iss. by:	PANEL		D009781.02.605-3.AHA		
							05		7		
							05		8		

D0978102 Copyright as per DIN 34 to be observed!

H20115MD
22.12.2006
ADAM
Z201

1	2	3	4	5	6	7	8	
STUCK- TITTY	DESCRIPTION, DESIGN, TECHNICAL DATA APPLICATION	MANUFACTURER, TYPE, ORDERING DATA SETTINGS MOUNTING	APPARATUS SYMBOL DIAGRAM REFERENCE TO INDIVIDUAL TREATMENT (CIRCUIT DIAGRAM, SHEET NO., CIRCUIT NO.)	WITH REFERENCES TO DETAILS (CIRCUIT DIAGRAM, SHEET NO., CIRCUIT NO.)				REMARK
1	EARTHING SWITCH	MANUF.: AREVA PO NO.:	TYPE KGE 80/24-2					
TECHNICAL COMPONENTS		TYP	ORDER NO					
APPLICATION		SETTINGS	MOUNTING	BTM IDENTIFIER				
EARTHING SWITCH		-S2A	-Q8	-Q8				

03	AS BUILT	05.12.2006	AD	Date	10.06.2005	US STEEL KOSICE/SLOVAKIA	LIST OF EQUIPMENT	50.3023.01.A3.741	S	=L05	7/2201
02	Fact.-Rev.	09.11.2005	AD	Drawn	ADAM	50.3023.01	PANEL	Typ: 03	D009781.02.605-3.AHA		
01	Approval	20.09.2005	AD	Check	GROHMANN	SUBSTATION T80	05	CAPACITOR	97Sh.		
NO.	Alteration	Date	Name	Std.	Iss. for	Iss. by:					

03	AS BUILT	05.12.2005	AD	Date	06.06.2005	US STEEL KOSICE/SLOVAKIA		LIST OF EQUIPMENT		50.3023.01.A3.741		S=L05		/ ZTS1 Sheet 53 97 Sh.	
02	Fact.-Rev.	09.11.2005	AD	Drawn	ADAM	50.3023.01		PANEL SUBSTATION T80	PANEL		Typ: 03		D009781.02.605-3.AHA		
01	Approval	20.09.2005	AD	Checked	GROCHMANN				iss.by:		CAPACITOR				
NO.	Alteration	Date	Name	Std.					Orig.:						
									iss.for						

D0978102 Copyright as per DIN 34 to be observed!

22.12.2006
H1015MD
L05
Z11
ADAM

1	2	3	4	5	6	7	8
STUCK-TITEL	DESCRIPTION, DESIGN, TECHNICAL DATA	MANUFACTURER, TYPE, ORDERING DATA	SETTINGS	APPARATUS SYMBOL DIAGRAM	REFERENCE TO INDIVIDUAL TREATMENT	(CIRCUIT DIAGRAM, SHEET NO., CIRCUIT NO.)	REMARK
3	CURR. TRANSF.	MANUF.: AEG PO NO.: 250/1/1/1A	TYPE CT12				
TECHNICAL COMPONENTS							
TYP				ORDER NO			
APPLICATION				BTM IDENTIFIER			
CURR. TRANSF. L1				-T1L1			
CURR. TRANSF. L2				-T1L2			
CURR. TRANSF. L3				-T1L3			
2	CABLE-TYPE CT	MANUF.: AEG PO NO.: 60/1A	TYPE RKT 250/160				
TECHNICAL COMPONENTS							
TYP				ORDER NO			
APPLICATION				BTM IDENTIFIER			
CABLE-TYPE CT				-T1			
CABLE-TYPE CT				-T2			

P1 P2

P1 P2

1	2	3	4	5	6	7	8
NO.	Alteration	Date	Name/Std.	Iss. for	Iss. by:	LIST OF EQUIPMENT	50.3023.01.A3.741
03	AS BUILT	05.12.2005	AD	Date	06.06.2005	US STEEL KOSICE/SLOVAKIA	S1=L05
02	Fact.-Rev.	09.11.2005	AD	Drawn	ADAM	50.3023.01	7/2271
01	Approval	20.09.2005	AD	Check	GROHMANN	SUBSTATION T80	Sheet 154
00	Alteration			Orig.			97Sh.

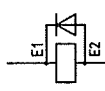
Typ: 03

CAPACITOR

D009781.02.605-3.AHA

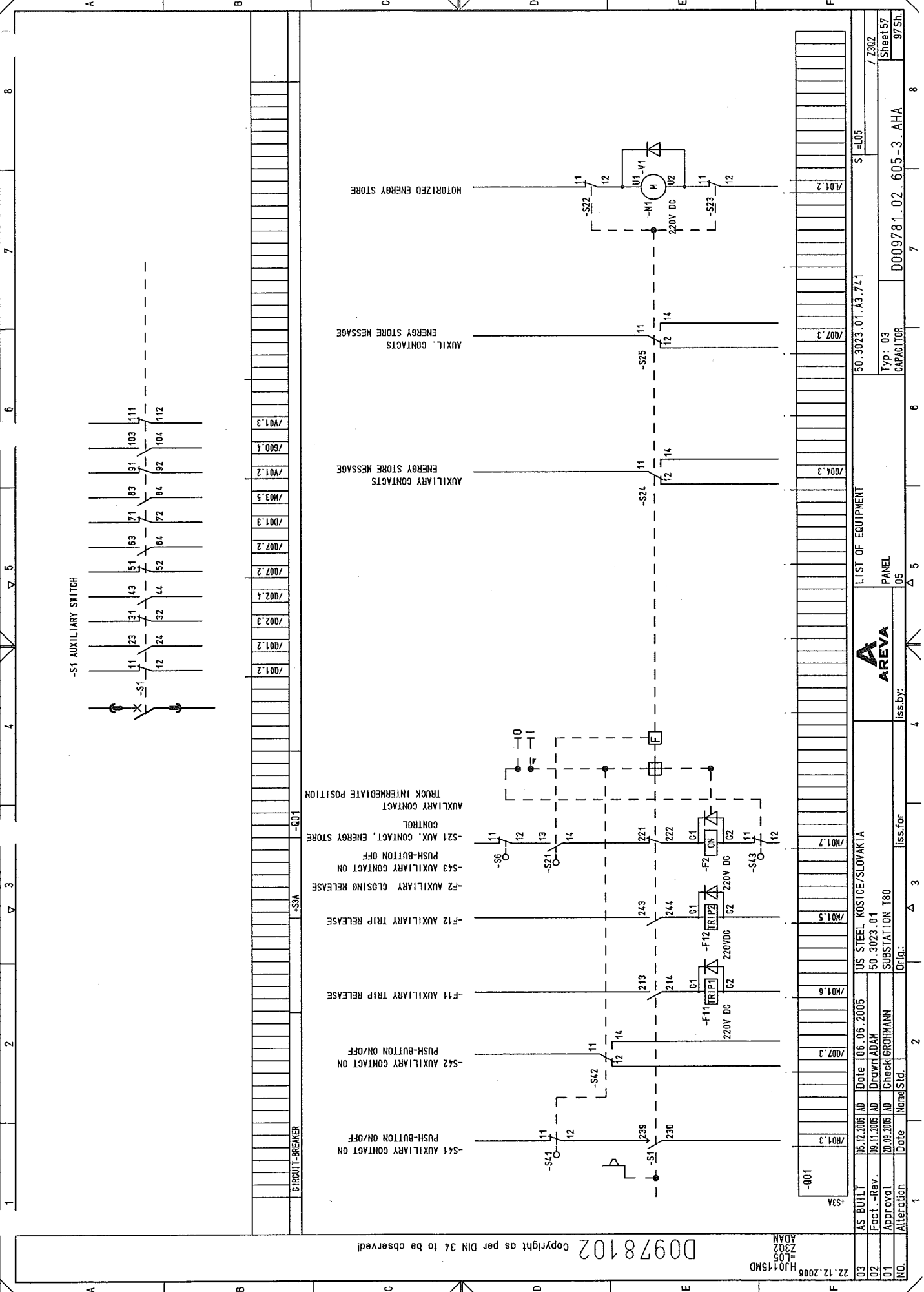
D0978102 Copyright as per DIN 34 to be observed!

22.12.2006
HJ0115MD
ZYY
ADAM

1	2	3	4	5	6	7	8	
1	DESCRIPTION, DESIGN, TECHNICAL DATA APPLICATION	MANUFACTURER, TYPE, ORDERING DATA SETTINGS MOUNTING APPA. DESIG.	APPARATUS SYMBOL DIAGRAM REFERENCE TO INDIVIDUAL TREATMENT (CIRCUIT DIAGRAM, SHEET NO., CIRCUIT NO.)		WITH REFERENCES TO DETAILS (CIRCUIT DIAGRAM, SHEET NO., CIRCUIT NO.)			REMARK
1	SPERMAGNET SPERMAGNET AM ERDER	MANUF.: ALSTOM PO NO.:	TYPE 220VDC					
TECHNICAL COMPONENTS		TYP	ORDER NO					
APPLICATION RELEASE		SETTINGS	MOUNTING +S2A	SYM IDENTIFIER -Y8				
EARTHING SWITCH								

03	AS BUILT	05.12.2006	AD	Date	06.06.2005	US STEEL KOSICE/SLOVAKIA	LIST OF EQUIPMENT	50.3023.01.A3.741	S	EL05	8
02	Fact.-Rev.	09.11.2005	AD	Drawn	ADAM	50.3023.01	PANEL	Typ: 03			72Y1
01	Approval	20.08.2005	AD	Check	GROHMANN	SUBSTATION T80	05	CAPACITOR	D009781.02.605-3.AHA		Sheet155
NO.	Alteration	Date	Name	Std.	2	Iss. for	Iss. by:			97Sh.	8

03	AS BUILT	05.12.2005	AD	Date	06.06.2005	US STEEL KOSICE/SLOVAKIA		LIST OF EQUIPMENT	50_3023_01.A3.741	S=L05	/ Z301
02	Fact.-Rev.	09.11.2005	AD	Draught ADAM	50_3023_01						
01	Approval	20.09.2005	AD	Giech GROHMANN	SUBSTATION T80						
NO.	Alteration	Date	None/Std.	Iss. for	Orig.:						
				Iss. by:				PANEL	Type: 03		Sheet 56
								05	CAPACITOR	D009781.02.605-3_AHA	97Sh.



Copyright as per DIN 34 to be observed

03	AS BUILT	06.12.2005	AD	Date	06.06.2005	US STEEL KOSICE/SLOVAKIA	50.3023.01	50.3023.01.A3.741	S=L05	7 Z302
02	Fact.-Rev.	09.11.2005	AD	Drawn	ADAM					
01	Approval	20.09.2005	AD	Check	GROHMANN	SUBSTATION T80				
NO.	Alteration	Date	Name	Sld.	Iss. by:	Iss. for	Orig.			

009781.02.605-3.AHA

03 CAPACITOR

05 PANEL

05


05

05

05

05

05

03	AS BUILT	05.12.2005	AD	Date	06.06.2005	US STEEL KOSICE/SLOVAKIA	<div></div> AREVA	LIST OF EQUIPMENT			50.3023.01.A3.741		S=L05	
02	Fact.-Rev.	09.11.2005	AD	Drawn	ADAM	50.3023.01							/ Z351	
01	Approval	20.09.2005	AD	Checked	GROHMANN	SUBSTATION T80		PANEL			Typ: 03		Sheet 58	
NO.	Alteration	Date		Name	Std.	Orig.:		iss. by:			05		CAPACITOR	
		1			2	Δ 3		4		Δ 5		6		
						Δ		7		8		8		
						D009781.02.605-3.AHA						975h		

[illegible]

[illegible]

03	AS BUILT	16.12.2005	AD	Date	16.08.2005	US STEEL KOSICE/SLOVAKIA	TERMINAL DIAGRAM		50_3023_01_A3_741	V=L05	
02	Fact.-Rev.	09.11.2005	AD	Drawn	ADAM	50_3023_01				*SIA.R	/ NO2
01	Approval	20.09.2005	AD	Checked	GROHMANN	SUBSTANTIATION T80	PANEL		Type: 03		Sheet 61
NO.	Alteration	Date	Name	Std.	Orig.	Iss.by:	Q5		CAPACITOR	D009781.02..605-3.AHA	97Sh.
										7	8

[illegible]

AREVA

D0978102 Copyright as per DIN 34 to be observed!

22.12.2008

1		2		3		4		5		6		7		8	
NO / CABLE		WIRES USED SHEET/STATE		CABLE-TYPE SECTION		CORES -ROUTE		CIRCUIT DIAGRAM		CABLE MATERIAL		COLOR		TERM. TYPE	
								INSTALLATION							

03	AS BUILT	06.12.2006	AD	Date	06.06.2005		US STEEL KOSICE/SLOVAKIA	 TERMINAL DIAGRAM								V =L05 +S1A.R.		/ K12
02	Fact.-Rev.	09.11.2005	AD	Drawn ADAM			50_3023_01											
01	Approval	20.09.2005	AD	Check BROHMANN			SUBSTATION T80									Type: 03	Sheet f65	
NO.	Alteration	Date	Name Std.				Orig.: iss.for:						CAPACITOR	D009781.02..605-3.AHA	97 Sh.			
	1				2			Δ	3		4		5	6	7	8		

Copyright as per DIN 34 to be observed!

NO. 1 CABLE															WIRES USED SHEET STATE										CABLE-TYPE SECTION										CORES										-ROUTE										CIRCUIT DIAGRAM										CABLE MATERIAL										Ø COLOR										TERM. TYPE										8									
NO. 1 CABLE															WIRES USED SHEET STATE										CABLE-TYPE SECTION										CORES										-ROUTE										CIRCUIT DIAGRAM										CABLE MATERIAL										Ø COLOR										TERM. TYPE										8									
NO. 1 CABLE															WIRES USED SHEET STATE										CABLE-TYPE SECTION										CORES										-ROUTE										CIRCUIT DIAGRAM										CABLE MATERIAL										Ø COLOR										TERM. TYPE										8									
NO. 1 CABLE															WIRES USED SHEET STATE										CABLE-TYPE SECTION										CORES										-ROUTE										CIRCUIT DIAGRAM										CABLE MATERIAL										Ø COLOR										TERM. TYPE										8									
NO. 1 CABLE															WIRES USED SHEET STATE										CABLE-TYPE SECTION										CORES										-ROUTE										CIRCUIT DIAGRAM										CABLE MATERIAL										Ø COLOR										TERM. TYPE										8									
NO. 1 CABLE															WIRES USED SHEET STATE										CABLE-TYPE SECTION										CORES										-ROUTE										CIRCUIT DIAGRAM										CABLE MATERIAL										Ø COLOR										TERM. TYPE										8									
NO. 1 CABLE															WIRES USED SHEET STATE										CABLE-TYPE SECTION										CORES										-ROUTE										CIRCUIT DIAGRAM										CABLE MATERIAL										Ø COLOR										TERM. TYPE										8									
NO. 1 CABLE															WIRES USED SHEET STATE										CABLE-TYPE SECTION										CORES										-ROUTE										CIRCUIT DIAGRAM										CABLE MATERIAL										Ø COLOR										TERM. TYPE										8									
NO. 1 CABLE															WIRES USED SHEET STATE										CABLE-TYPE SECTION										CORES										-ROUTE										CIRCUIT DIAGRAM										CABLE MATERIAL										Ø COLOR										TERM. TYPE										8									
NO. 1 CABLE															WIRES USED SHEET STATE										CABLE-TYPE SECTION										CORES										-ROUTE										CIRCUIT DIAGRAM										CABLE MATERIAL										Ø COLOR										TERM. TYPE										8									
NO. 1 CABLE															WIRES USED SHEET STATE										CABLE-TYPE SECTION										CORES										-ROUTE										CIRCUIT DIAGRAM										CABLE MATERIAL										Ø COLOR										TERM. TYPE										8									
NO. 1 CABLE															WIRES USED SHEET STATE										CABLE-TYPE SECTION										CORES										-ROUTE										CIRCUIT DIAGRAM										CABLE MATERIAL										Ø COLOR										TERM. TYPE										8									
NO. 1 CABLE															WIRES USED SHEET STATE										CABLE-TYPE SECTION										CORES										-ROUTE										CIRCUIT DIAGRAM										CABLE MATERIAL										Ø COLOR										TERM. TYPE										8									
NO. 1 CABLE															WIRES USED SHEET STATE										CABLE-TYPE SECTION										CORES										-ROUTE										CIRCUIT DIAGRAM										CABLE MATERIAL										Ø COLOR										TERM. TYPE										8									
NO. 1 CABLE															WIRES USED SHEET STATE										CABLE-TYPE SECTION										CORES										-ROUTE										CIRCUIT DIAGRAM										CABLE MATERIAL										Ø COLOR										TERM. TYPE										8									
NO. 1 CABLE															WIRES USED SHEET STATE										CABLE-TYPE SECTION										CORES										-ROUTE										CIRCUIT DIAGRAM										CABLE MATERIAL										Ø COLOR										TERM. TYPE										8									
NO. 1 CABLE															WIRES USED SHEET STATE										CABLE-TYPE SECTION										CORES										-ROUTE										CIRCUIT DIAGRAM										CABLE MATERIAL										Ø COLOR										TERM. TYPE										8									
NO. 1 CABLE															WIRES USED SHEET STATE										CABLE-TYPE SECTION										CORES										-ROUTE										CIRCUIT DIAGRAM										CABLE MATERIAL										Ø COLOR										TERM. TYPE										8									
NO. 1 CABLE															WIRES USED SHEET STATE										CABLE-TYPE SECTION										CORES										-ROUTE										CIRCUIT DIAGRAM										CABLE MATERIAL										Ø COLOR										TERM. TYPE										8									
NO. 1 CABLE															WIRES USED SHEET STATE										CABLE-TYPE SECTION										CORES										-ROUTE										CIRCUIT DIAGRAM										CABLE MATERIAL										Ø COLOR										TERM. TYPE										8									
NO. 1 CABLE															WIRES USED SHEET STATE										CABLE-TYPE SECTION										CORES										-ROUTE										CIRCUIT DIAGRAM										CABLE MATERIAL										Ø COLOR										TERM. TYPE										8									
NO. 1 CABLE															WIRES USED SHEET STATE										CABLE-TYPE SECTION										CORES										-ROUTE										CIRCUIT DIAGRAM										CABLE MATERIAL										Ø COLOR										TERM. TYPE										8									
NO. 1 CABLE															WIRES USED SHEET STATE										CABLE-TYPE SECTION										CORES										-ROUTE										CIRCUIT DIAGRAM										CABLE MATERIAL										Ø COLOR										TERM. TYPE										8									
NO. 1 CABLE															WIRES USED SHEET STATE										CABLE-TYPE SECTION										CORES										-ROUTE										CIRCUIT DIAGRAM										CABLE MATERIAL										Ø COLOR										TERM. TYPE										8									
NO. 1 CABLE															WIRES USED SHEET STATE										CABLE-TYPE SECTION										CORES										-ROUTE										CIRCUIT DIAGRAM										CABLE MATERIAL										Ø COLOR										TERM. TYPE										8									
NO. 1 CABLE															WIRES USED SHEET STATE										CABLE-TYPE SECTION										CORES										-ROUTE										CIRCUIT DIAGRAM										CABLE MATERIAL										Ø COLOR										TERM. TYPE										8									
NO. 1 CABLE															WIRES USED SHEET STATE										CABLE-TYPE SECTION										CORES										-ROUTE										CIRCUIT DIAGRAM										CABLE MATERIAL										Ø COLOR										TERM. TYPE										8									
NO. 1 CABLE															WIRES USED SHEET STATE										CABLE-TYPE SECTION										CORES										-ROUTE										CIRCUIT DIAGRAM										CABLE MATERIAL										Ø COLOR										TERM. TYPE										8									
NO. 1 CABLE															WIRES USED SHEET STATE										CABLE-TYPE SECTION										CORES										-ROUTE										CIRCUIT DIAGRAM										CABLE MATERIAL										Ø COLOR										TERM. TYPE										8									
NO. 1 CABLE															WIRES USED SHEET STATE										CABLE-TYPE SECTION										CORES										-ROUTE										CIRCUIT DIAGRAM										CABLE MATERIAL										Ø COLOR										TERM. TYPE										8									
NO. 1 CABLE															WIRES USED SHEET STATE										CABLE-TYPE SECTION										CORES										-ROUTE										CIRCUIT DIAGRAM										CABLE MATERIAL										Ø COLOR										TERM. TYPE										8									
NO. 1 CABLE															WIRES USED SHEET STATE										CABLE-TYPE SECTION										CORES										-ROUTE										CIRCUIT DIAGRAM										CABLE MATERIAL										Ø COLOR										TERM. TYPE										8									
NO. 1 CABLE															WIRES USED SHEET STATE										CABLE-TYPE SECTION										CORES										-ROUTE										CIRCUIT DIAGRAM										CABLE MATERIAL										Ø COLOR										TERM. TYPE										8									
NO. 1 CABLE															WIRES USED SHEET STATE										CABLE-TYPE SECTION										CORES										-ROUTE										CIRCUIT DIAGRAM										CABLE MATERIAL										Ø COLOR										TERM. TYPE										8									
NO. 1 CABLE															WIRES USED SHEET STATE										CABLE-TYPE SECTION										CORES										-ROUTE										CIRCUIT DIAGRAM										CABLE MATERIAL										Ø COLOR										TERM. TYPE										8									
NO. 1 CABLE															WIRES USED SHEET STATE										CABLE-TYPE SECTION										CORES										-ROUTE										CIRCUIT DIAGRAM										CABLE MATERIAL										Ø COLOR										TERM. TYPE										8									
NO. 1 CABLE															WIRES USED SHEET STATE										CABLE-TYPE SECTION										CORES										-ROUTE										CIRCUIT DIAGRAM										CABLE MATERIAL										Ø COLOR										TERM. TYPE										8									
NO. 1 CABLE															WIRES USED SHEET STATE										CABLE-TYPE SECTION										CORES										-ROUTE										CIRCUIT DIAGRAM										CABLE MATERIAL										Ø COLOR										TERM. TYPE										8									
NO. 1 CABLE															WIRES USED SHEET STATE										CABLE-TYPE SECTION										CORES										-ROUTE										CIRCUIT DIAGRAM										CABLE MATERIAL										Ø COLOR										TERM. TYPE										8									
NO. 1 CABLE															WIRES USED SHEET STATE										CABLE-TYPE SECTION										CORES										-ROUTE										CIRCUIT DIAGRAM										CABLE MATERIAL										Ø COLOR										TERM. TYPE										8									
NO. 1 CABLE															WIRES USED SHEET STATE										CABLE-TYPE SECTION										CORES										-ROUTE										CIRCUIT DIAGRAM										CABLE MATERIAL										Ø COLOR										TERM. TYPE										8									
NO. 1 CABLE															WIRES USED SHEET STATE										CABLE-TYPE SECTION										CORES										-ROUTE										CIRCUIT DIAGRAM										CABLE MATERIAL										Ø COLOR										TERM. TYPE										8									
NO. 1 CABLE															WIRES USED SHEET STATE										CABLE-TYPE SECTION										CORES										-ROUTE										CIRCUIT DIAGRAM										CABLE MATERIAL										Ø COLOR										TERM. TYPE										8									
NO. 1 CABLE															WIRES USED SHEET STATE										CABLE-TYPE SECTION										CORES										-ROUTE										CIRCUIT DIAGRAM										CABLE MATERIAL										Ø COLOR										TERM. TYPE										8									
NO. 1 CABLE															WIRES USED SHEET STATE										CABLE-TYPE SECTION										CORES										-ROUTE										CIRCUIT DIAGRAM										CABLE MATERIAL										Ø COLOR										TERM. TYPE										8									
NO. 1 CABLE															WIRES USED SHEET STATE										CABLE-TYPE SECTION										CORES										-ROUTE										CIRCUIT DIAGRAM										CABLE MATERIAL										Ø COLOR										TERM. TYPE										8									
NO. 1 CABLE															WIRES USED SHEET STATE										CABLE-TYPE SECTION										CORES										-ROUTE										CIRCUIT DIAGRAM										CABLE MATERIAL										Ø COLOR										TERM. TYPE										8									
NO. 1 CABLE															WIRES USED SHEET STATE										CABLE-TYPE SECTION										CORES										-ROUTE										CIRCUIT DIAGRAM										CABLE MATERIAL										Ø COLOR										TERM. TYPE										8									
NO. 1 CABLE															WIRES USED SHEET STATE										CABLE-TYPE SECTION										CORES										-ROUTE										CIRCUIT DIAGRAM										CABLE MATERIAL										Ø COLOR										TERM. TYPE										8									
NO. 1 CABLE															WIRES USED SHEET STATE										CABLE-TYPE SECTION										CORES										-ROUTE										CIRCUIT DIAGRAM										CABLE MATERIAL										Ø COLOR										TERM. TYPE										8									
NO. 1 CABLE															WIRES USED SHEET STATE										CABLE-TYPE SECTION										CORES										-ROUTE										CIRCUIT DIAGRAM										CABLE MATERIAL										Ø COLOR										TERM. TYPE										8									
NO. 1 CABLE															WIRES USED SHEET STATE										CABLE-TYPE SECTION										CORES										-ROUTE										CIRCUIT DIAGRAM										CABLE MATERIAL										Ø COLOR										TERM. TYPE										8									
NO. 1 CABLE															WIRES USED SHEET STATE										CABLE-TYPE SECTION										CORES										-ROUTE										CIRCUIT DIAGRAM										CABLE MATERIAL										Ø COLOR										TERM. TYPE										8									
NO. 1 CABLE															WIRES USED SHEET STATE										CABLE-TYPE SECTION										CORES										-ROUTE										CIRCUIT DIAGRAM										CABLE MATERIAL										Ø COLOR										TERM. TYPE										8									
NO. 1 CABLE															WIRES USED SHEET STATE										CABLE-TYPE SECTION										CORES										-ROUTE										CIRCUIT DIAGRAM										CABLE MATERIAL										Ø COLOR										TERM. TYPE										8									
NO. 1 CABLE															WIRES USED SHEET STATE										CABLE-TYPE SECTION										CORES										-ROUTE										CIRCUIT DIAGRAM										CABLE MATERIAL										Ø COLOR										TERM. TYPE										8									
NO. 1 CABLE															WIRES USED SHEET STATE										CABLE-TYPE SECTION										CORES										-ROUTE										CIRCUIT DIAGRAM										CABLE MATERIAL										Ø COLOR										TERM. TYPE										8									
NO. 1 CABLE															WIRES USED SHEET STATE										CABLE-TYPE SECTION										CORES										-ROUTE										CIRCUIT DIAGRAM										CABLE MATERIAL										Ø COLOR										TERM. TYPE										8									
NO. 1 CABLE															WIRES USED SHEET STATE										CABLE-TYPE SECTION										CORES										-ROUTE										CIRCUIT DIAGRAM										CABLE MATERIAL										Ø COLOR										TERM. TYPE										8									
NO. 1 CABLE															WIRES USED SHEET STATE										CABLE-TYPE SECTION										CORES										-ROUTE										CIRCUIT DIAGRAM										CABLE MATERIAL										Ø COLOR										TERM. TYPE										8									
NO. 1 CABLE															WIRES USED SHEET STATE										CABLE-TYPE SECTION										CORES										-ROUTE										CIRCUIT DIAGRAM										CABLE MATERIAL										Ø COLOR										TERM. TYPE										8									
NO. 1 CABLE															WIRES USED SHEET STATE										CABLE-TYPE SECTION										CORES										-ROUTE										CIRCUIT DIAGRAM										CABLE MATERIAL										Ø COLOR										TERM. TYPE										8									
NO. 1 CABLE															WIRES USED SHEET STATE										CABLE-TYPE SECTION										CORES										-ROUTE										CIRCUIT DIAGRAM										CABLE MATERIAL										Ø COLOR										TERM. TYPE										8									
NO. 1 CABLE															WIRES USED SHEET STATE										CABLE-TYPE SECTION										CORES										-ROUTE										CIRCUIT DIAGRAM										CABLE MATERIAL										Ø COLOR										TERM. TYPE										8									
NO. 1 CABLE															WIRES USED SHEET STATE										CABLE-TYPE SECTION										CORES										-ROUTE										CIRCUIT DIAGRAM										CABLE MATERIAL										Ø COLOR										TERM. TYPE										8									
NO. 1 CABLE															WIRES USED SHEET STATE										CABLE-TYPE SECTION										CORES										-ROUTE										CIRCUIT DIAGRAM										CABLE MATERIAL										Ø COLOR										TERM. TYPE										8									
NO. 1 CABLE															WIRES USED SHEET STATE										CABLE-TYPE SECTION										CORES										-ROUTE										CIRCUIT DIAGRAM										CABLE MATERIAL										Ø COLOR										TERM. TYPE										8									
NO. 1 CABLE															WIRES USED SHEET STATE										CABLE-TYPE SECTION										CORES										-ROUTE										CIRCUIT DIAGRAM										CABLE MATERIAL										Ø COLOR										TERM. TYPE										8									
NO. 1 CABLE															WIRES USED SHEET STATE										CABLE-TYPE SECTION										CORES										-ROUTE										CIRCUIT DIAGRAM										CABLE MATERIAL										Ø COLOR										TERM. TYPE										8									
NO. 1 CABLE															WIRES USED SHEET STATE										CABLE-TYPE SECTION										CORES										-ROUTE										CIRCUIT DIAGRAM										CABLE MATERIAL										Ø COLOR										TERM. TYPE										8									
NO. 1 CABLE															WIRES USED SHEET STATE										CABLE-TYPE SECTION										CORES										-ROUTE										CIRCUIT DIAGRAM										CABLE MATERIAL										Ø COLOR										TERM. TYPE										8									
NO. 1 CABLE															WIRES USED SHEET STATE										CABLE-TYPE SECTION										CORES										-ROUTE										CIRCUIT DIAGRAM										CABLE MATERIAL										Ø COLOR										TERM. TYPE										8									
NO. 1 CABLE															WIRES USED SHEET STATE										CABLE-TYPE SECTION										CORES										-ROUTE										CIRCUIT DIAGRAM										CABLE MATERIAL										Ø COLOR										TERM. TYPE										8									
NO. 1 CABLE															WIRES USED SHEET STATE										CABLE-TYPE SECTION										CORES										-ROUTE										CIRCUIT DIAGRAM										CABLE MATERIAL										Ø COLOR										TERM. TYPE										8									
NO. 1 CABLE															WIRES USED SHEET STATE										CABLE-TYPE SECTION										CORES										-ROUTE										CIRCUIT DIAGRAM										CABLE MATERIAL										Ø COLOR										TERM. TYPE										8									
NO. 1 CABLE															WIRES USED SHEET STATE										CABLE-TYPE SECTION										CORES										-ROUTE										CIRCUIT DIAGRAM										CABLE MATERIAL										Ø COLOR										TERM. TYPE										8									
NO. 1 CABLE															WIRES USED SHEET STATE										CABLE-TYPE SECTION										CORES										-ROUTE										CIRCUIT DIAGRAM										CABLE MATERIAL										Ø COLOR										TERM. TYPE										8									
NO. 1 CABLE															WIRES USED SHEET STATE										CABLE-TYPE SECTION										CORES										-ROUTE										CIRCUIT DIAGRAM										CABLE MATERIAL										Ø COLOR										TERM. TYPE										8									
NO. 1 CABLE															WIRES USED SHEET STATE										CABLE-TYPE SECTION										CORES										-ROUTE										CIRCUIT DIAGRAM										CABLE MATERIAL										Ø COLOR										TERM. TYPE										8									
NO. 1 CABLE															WIRES USED SHEET STATE										CABLE-TYPE SECTION										CORES										-ROUTE										CIRCUIT DIAGRAM										CABLE MATERIAL										Ø COLOR										TERM. TYPE										8									
NO. 1 CABLE															WIRES USED SHEET STATE										CABLE-TYPE SECTION										CORES										-ROUTE										CIRCUIT DIAGRAM										CABLE MATERIAL										Ø COLOR										TERM. TYPE										8									
NO. 1 CABLE															WIRES USED SHEET STATE										CABLE-TYPE SECTION										CORES										-ROUTE										CIRCUIT DIAGRAM										CABLE MATERIAL										Ø COLOR										TERM. TYPE										8									
NO. 1 CABLE															WIRES USED SHEET STATE										CABLE-TYPE SECTION										CORES										-ROUTE										CIRCUIT DIAGRAM										CABLE MATERIAL										Ø COLOR										TERM. TYPE										8									
NO. 1 CABLE															WIRES USED SHEET STATE										CABLE-TYPE SECTION										CORES										-ROUTE										CIRCUIT DIAGRAM										CABLE MATERIAL										Ø COLOR										TERM. TYPE										8									
NO. 1 CABLE															WIRES USED SHEET STATE										CABLE-TYPE SECTION										CORES										-ROUTE										CIRCUIT DIAGRAM										CABLE MATERIAL										Ø COLOR										TERM. TYPE										8									
NO. 1 CABLE															WIRES USED SHEET STATE										CABLE-TYPE SECTION										CORES										-ROUTE										CIRCUIT DIAGRAM										CABLE MATERIAL										Ø COLOR										TERM. TYPE										8									
NO. 1 CABLE															WIRES USED SHEET STATE										CABLE-TYPE SECTION										CORES										-ROUTE										CIRCUIT DIAGRAM										CABLE MATERIAL										Ø COLOR										TERM. TYPE										8									
NO. 1 CABLE															WIRES USED SHEET STATE										CABLE-TYPE SECTION										CORES										-ROUTE										CIRCUIT DIAGRAM										CABLE MATERIAL										Ø COLOR										TERM. TYPE										8									
NO. 1 CABLE															WIRES USED SHEET STATE										CABLE-TYPE SECTION										CORES										-ROUTE										CIRCUIT DIAGRAM										CABLE MATERIAL										Ø COLOR										TERM. TYPE										8									
NO. 1 CABLE															WIRES USED SHEET STATE										CABLE-TYPE SECTION										CORES										-ROUTE										CIRCUIT DIAGRAM										CABLE MATERIAL										Ø COLOR										TERM. TYPE										8									
NO. 1 CABLE															WIRES USED SHEET STATE										CABLE-TYPE SECTION										CORES										-ROUTE										CIRCUIT DIAGRAM										CABLE MATERIAL										Ø COLOR										TERM. TYPE										8									
NO. 1 CABLE															WIRES USED SHEET STATE										CABLE-TYPE SECTION										CORES										-ROUTE										CIRCUIT DIAGRAM										CABLE MATERIAL										Ø COLOR										TERM. TYPE										8									
NO. 1 CABLE															WIRES USED SHEET STATE										CABLE-TYPE SECTION										CORES										-ROUTE										CIRCUIT DIAGRAM										CABLE MATERIAL										Ø COLOR										TERM. TYPE										8									
NO. 1 CABLE															WIRES USED SHEET STATE										CABLE-TYPE SECTION										CORES										-ROUTE										CIRCUIT DIAGRAM										CABLE MATERIAL										Ø COLOR										TERM. TYPE										8									
NO. 1 CABLE															WIRES USED SHEET STATE										CABLE-TYPE SECTION										CORES										-ROUTE										CIRCUIT DIAGRAM										CABLE MATERIAL										Ø COLOR										TERM. TYPE										8									
NO. 1 CABLE															WIRES USED SHEET STATE																																																																																									

003	AS BUILT	05.12.2005	AD	Date	05.06.2005	US STEEL KOSICE/SLOVAKIA	 AREVA	PANEL 05	Type: 03 CAPACITOR	D009781.02.605-3.AHA 97Sh.	V=L05 +StA.R. / K40
002	Fact.-Rev.	09.11.2005	AD	Drawn/ADAM	50.3023.01	TERMINAL DIAGRAM					
001	Approval	20.09.2005	AD	Check BROHMANN		SUBSTATION T80					
000	Alteration	Date	Name/Sid	Iss. for	Iss. by:	Drawn:					

AREVA

AS BUILT	06.12.2005	AD	Date	06.06.2005	US STEEL KOSICE/SLOVAKIA		TERMINAL D/AGRAM	50.3023.01.A3.741	V =L05 +SIA.R
Fact.-Rev.	06.11.2005	AD	Drawn	ADAM	50.3023.01				
Approval	20.09.2005	AD	Check	GROHMANN	SUBSTATION 180	PANEL	Typ: 03	Sheet 69	
Alteration	Date	Named	Std.		Orig.:	Iss for:	Iss by:	D009781.02.605-3.AHA	975St.
0.							05		

[illegible]

03	AS BUILT	05.12.2005 AD	Date	06.06.2005	US STEEL KOSICE/SLOVAKIA	 AREVA	TERMINAL DIAGRAM		50_3023_01_A3_741	V = 05
02	Fact.-Rev.	09.11.2005 AD	Drawn	ADAM	50_3023_01				+51A.R	/ K80
01	Approval	20.09.2005 AD	Check	GROHMANN	SUBSTATION T80		PANEL		Type: 03	Sheet/1
NO.	Alteration	Date	Name	Std.	Orig.:		Iss.for	Iss.by:	CAPACITOR	97 Sh.
								05	D009781.02_605-3_AHA	

--	--	--	--	--	--	--	--	--	--	--	--	--	--	--	--	--	--	--	--	--	--	--	--	--	--	--	--	--	--	--	--	--	--	--	--	--	--	--	--	--	--	--	--	--	--	--	--	--	--	--	--	--	--	--	--	--	--	--	--	--	--	--	--	--	--	--	--	--	--	--	--	--	--	--	--	--	--	--	--	--	--	--	--	--	--	--	--	--	--	--	--	--	--	--	--	--	--	--	--	--	--	--	--	--	--	--	--	--	--	--	--	--	--	--	--	--	--	--	--	--	--	--	--	--	--	--	--	--	--	--	--	--	--	--	--	--	--	--	--	--	--	--	--	--	--	--	--	--	--	--	--	--	--	--	--	--	--	--	--	--	--	--	--	--	--	--	--	--	--	--	--	--	--	--	--	--	--	--	--	--	--	--	--	--	--	--	--	--	--	--	--	--	--	--	--	--	--	--	--	--	--	--	--	--	--	--	--	--	--	--	--	--	--	--	--	--	--	--	--	--	--	--	--	--	--	--	--	--	--	--	--	--	--	--	--	--	--	--	--	--	--	--	--	--	--	--	--	--	--	--	--	--	--	--	--	--	--	--	--	--	--	--	--	--	--	--	--	--	--	--	--	--	--	--	--	--	--	--	--	--	--	--	--	--	--	--	--	--	--	--	--	--	--	--	--	--	--	--	--	--	--	--	--	--	--	--	--	--	--	--	--	--	--	--	--	--	--	--	--	--	--	--	--	--	--	--	--	--	--	--	--	--	--	--	--	--	--	--	--	--	--	--	--	--	--	--	--	--	--	--	--	--	--	--	--	--	--	--	--	--	--	--	--	--	--	--	--	--	--	--	--	--	--	--	--	--	--	--	--	--	--	--	--	--	--	--	--	--	--	--	--	--	--	--	--	--	--	--	--	--	--	--	--	--	--	--	--	--	--	--	--	--	--	--	--	--	--	--	--	--	--	--	--	--	--	--	--	--	--	--	--	--	--	--	--	--	--	--	--	--	--	--	--	--	--	--	--	--	--	--	--	--	--	--	--	--	--	--	--	--	--	--	--	--	--	--	--	--	--	--	--	--	--	--	--	--	--	--	--	--	--	--	--	--	--	--	--	--	--	--	--	--	--	--	--	--	--	--	--	--	--	--	--	--	--	--	--	--	--	--	--	--	--	--	--	--	--	--	--	--	--	--	--	--	--	--	--	--	--	--	--	--	--	--	--	--	--	--	--	--	--	--	--	--	--	--	--	--	--	--	--	--	--	--	--	--	--	--	--	--	--	--	--	--	--	--	--	--	--	--	--	--	--	--	--	--	--	--	--	--	--	--	--	--	--	--	--	--	--	--	--	--	--	--	--	--	--	--	--	--	--	--	--	--	--	--	--	--	--	--	--	--	--	--	--	--	--	--	--	--	--	--	--	--	--	--	--	--	--	--	--	--	--	--	--	--	--	--	--	--	--	--	--	--	--	--	--	--	--	--	--	--	--	--	--	--	--	--	--	--	--	--	--	--	--	--	--	--	--	--	--	--	--	--	--	--	--	--	--	--	--	--	--	--	--	--	--	--	--	--	--	--	--	--	--	--	--	--	--	--	--	--	--	--	--	--	--	--	--	--	--	--	--	--	--	--	--	--	--	--	--	--	--	--	--	--	--	--	--	--	--	--	--	--	--	--	--	--	--	--	--	--	--	--	--	--	--	--	--	--	--	--	--	--	--	--	--	--	--	--	--	--	--	--	--	--	--	--	--	--	--	--	--	--	--	--	--	--	--	--	--	--	--	--	--	--	--	--	--	--	--	--	--	--	--	--	--	--	--	--	--	--	--	--	--	--	--	--	--	--	--	--	--	--	--	--	--	--	--	--	--	--	--	--	--	--	--	--	--	--	--	--	--	--	--	--	--	--	--	--	--	--	--	--	--	--	--	--	--	--	--	--	--	--	--	--	--	--	--	--	--	--	--	--	--	--	--	--	--	--	--	--	--	--	--	--	--	--	--	--	--	--	--	--	--	--	--	--	--	--	--	--	--	--	--	--	--	--	--	--	--	--	--	--	--	--	--	--	--	--	--	--	--	--	--	--	--	--	--	--	--	--	--	--	--	--	--	--	--	--	--	--	--	--	--	--	--	--	--	--	--	--	--	--	--	--	--	--	--	--	--	--	--	--	--	--	--	--	--	--	--	--	--	--	--	--	--	--	--	--	--	--	--	--	--	--	--	--	--	--	--	--	--	--	--	--	--	--	--	--	--	--	--	--	--	--	--	--	--	--	--	--	--	--	--	--	--	--	--	--	--	--	--	--	--	--	--	--	--	--	--	--	--	--	--	--	--	--	--	--	--	--	--	--	--	--	--	--	--	--	--	--	--	--	--	--	--	--	--	--	--	--	--	--	--	--	--	--	--	--	--	--	--	--	--	--	--	--	--	--	--	--	--	--	--	--	--	--	--	--	--	--	--	--	--	--	--	--	--	--	--	--	--	--	--	--	--	--	--	--	--	--	--	--	--	--	--	--	--	--	--	--	--	--	--	--	--	--	--	--	--	--	--	--	--	--	--	--	--	--	--	--	--	--	--	--	--	--	--	--	--	--	--	--	--	--	--	--	--	--	--	--	--	--	--	--	--	--	--	--	--	--	--	--	--	--	--	--	--	--	--	--	--	--	--	--	--	--	--	--	--	--	--	--	--	--	--	--	--	--	--	--	--	--	--	--	--	--	--	--	--	--	--	--	--	--	--	--	--	--	--	--	--	--	--	--	--	--	--	--	--	--	--	--	--	--	--	--	--	--	--	--	--	--	--	--	--	--	--	--	--	--	--	--	--

003	AS BUILT	05.12.2005	AD	Date	06.06.2005	US STEEL KOSICE/SLOVAKIA		TERMINAL DIAGRAM	50_3023_01.A3.741	V = L05 *51A.R	/ K82
002	Fact. -Rev.	09.11.2005	AD	Drawn	ADAM	50_3023_01					
001	Approval	20.09.2005	AD	Check	GROHMANN	SUBSTATION T80					
000	Alteration	Date	Name	Strid	iss for	iss by:		PANEL 05	Type: 03 CAPACITOR	D009781.02_605-3_AHA	Sheet 73 97Sh.

[illegible]

03	AS BUILT	06.12.2005	AD	Date	06.06.2005	US STEEL KOSICE/SLOVAKIA		TERMINAL DIAGRAM	50_3023_01_A3.741		V=L05		
02	Fact.-Rev.	06.11.2005	AD	Drawn	ADAM	50_3023_01					/ S1A.R		
01	Approval	20.09.2005	AD	Check	GROHMANN	SUBSTATION T80		PANEL	Typ: 03		Sheet75		
NO.	Alteration	Date	Name	Std.		Orig.:			Iss.for	05	CAPACITOR	D009781.02.605-3.AHA	97Sh.
		1			2			3	4	5	6	7	8

CROSS CONNECTION

REFERENCE	POTENTIAL ITEM DR. SECTION	CABLE MATERIAL COLOR	OUTPUT TERMINAL	DESTINATION 1	DESTINATION 2	DESTINATION 3	DESTINATION 4	DESTINATION 5	DESTINATION 6
600	GBF+	H07V-K SW	-X0	5 -K203	13 -K203	33			
601	DC220V .L+	H07V-K SW	-X0	12 -F102	1 -F103	1 -F111	1 -F121		
601	DC220V .L-	H07V-K SW	-X0	14 -F102	3 -F103	3 -F111	3 -F121		
602	1 1.5MM2	H07V-K SW		-K451A	81 -K451B	54			
602	1 1.5MM2	H07V-K SW	-X1	131 -K451A	54 -K451A	82			
M01	102L- 1 1.5MM2	H07V-K SW	-X1	122 -K01E	34 -K201	A2			
M01	1 1.5MM2	H07V-K SW	-X1	136 -K01A	14 -K201	14			
M01	1 1.5MM2	H07V-K SW	-X1	139 -K01A	13 -K01E	13			
M01	1 1.5MM2	H07V-K SW	-X1	140 -K01E	14 -K201	13 -K201	21		
M02	102L- 1 1.5MM2	H07V-K SW	-X1	125 -K02E	34 -K202	A2 -K301	A2 -K302		
M02	1 1.5MM2	H07V-K SW	-X1	156 -K02A	14 -K202	14			
M02	1 1.5MM2	H07V-K SW	-X1	159 -K02A	13 -K02E	13			
M02	1 1.5MM2	H07V-K SW	-X1	160 -K02E	14 -K202	13 -K202	21		
M03	102L- 1 1.5MM2	H07V-K SW	-X1	130 -K01A	A2 -K01E	A2 -K02A	A2 -K02E	A2 -K71	A2
	----->			-K451A	A2 -K451B	A2			
M04	1 1.5MM2	H07V-K SW		-A100 -X20	1 -K01A	A1			
M04	1 1.5MM2	H07V-K SW		-A100 -X20	3 -K01E	A1			
M04	1 1.5MM2	H07V-K SW		-A100 -X20	5 -K02A	A1			
M04	1 1.5MM2	H07V-K SW		-A100 -X20	7 -K02E	A1			
M04	102L+ 1 1.5MM2	H07V-K SW	-X1	120 -A100	11 -A100	13 -A100	15 -A100	17 -X20	

Copyright as per DIN 34 to be observed!

00978102

22.12.2006

03 AS BUILT 06.12.2005 AD Date 106.06.2005

02 Fact. -Rev. 06.11.2005 AD Drawn ADAM

01 Approval 20.09.2005 AD Check BROHMANN

NO. Alteration Date Name Std.

US STEEL KOSTICE/SLOVAKIA

SUBSTATION T80

Orig.:

Iss. for

4

5

6

7

8

CROSS CONNECT. LIST

RELAY BOX

PANEL

05

50.3023.01.A3.741

V=05

51A.R

Sheet 76

975h

D009781.02.605-3.AHA

CAPACITOR

Typ: 03

REFERENCE	POTENTIAL ITEM CR. SECTION	CABLE MATERIAL COLOR	OUTPUT TERMINAL	DESTINATION 1	DESTINATION 2	DESTINATION 3	DESTINATION 4	DESTINATION 5	DESTINATION 6
—	M05	1 1.5MM2	102L+ -X1	H07V-K SW 117 -F310	11 -K302	53			
—	M05	1 1.5MM2	-X1	H07V-K SW 146 -F310	12 -K302	54			
—	P02	1 1.5MM2	-X9	H07V-K SW 904 -XPE	1 -X01	811			
—	P02	1 1.5MM2	-X9	H07V-K SW 918 -XPE	2 -X01	812			
—	Q02	1 1.5MM2		H07V-K SW -A100 -X10	10 -A100 -X10	40			
—	Q04	03L+ 1 1.5MM2	-X8	H07V-K SW 808 -F111	12 -F121	12			
—	Q04	1 1.5MM2	-X8	H07V-K SW 833 -F111	11 -F121	11			
—	Q05	1 1.5MM2		H07V-K SW -A100 -X11	10 -A100 -X11	40			
—	Q05	03L+ 1 1.5MM2	-X8	H07V-K SW 811 -F102	12 -F103	12 -F203	12 -F310	13 -K100	19
—		---->							
—	Q05	1 1.5MM2	-X8	H07V-K SW 848 -F102	11 -F103	11 -F203			
—	Q06	1 1.5MM2		H07V-K SW -A100 -X30	2 -U401	17			
—	Q06	1 1.5MM2		H07V-K SW -A100 -X30	3 -U401	18			
—	Q06	1 1.5MM2		H07V-K SW -A100 -X30	6 -U401	15			
—	Q06	1 1.5MM2		H07V-K SW -A100 -X30	7 -U401	16			
—	Q06	1 1.5MM2		H07V-K SW -A100 -X30	32 -U401	19			
—	Q06	1 1.5MM2		H07V-K SW -A100 -X30	33 -U401	20			
—	Q06	1 1.5MM2		H07V-K SW -A100 -X30	36 -U401	21			
—	Q06	1 1.5MM2		H07V-K SW -A100 -X30	37 -U401	22			
—	Q07	1 1.5MM2		H07V-K SW -K01E	44 -K02E	44			

[illegible]

TERMINAL DIA. ; 64-POLE , CIRCUIT-BREAKER SOCKET

+S1A.R -X01
CABLE MATERIAL H05V-K 1.0mm2 SW

A		B		C		D		E		F	
+	+	+	+	+	+	+	+	+	+	+	+
1	X1 /L01.2 H05V-K 1.0MM2 SW	X8 /D02.4 H05V-K 1.0MM2 SW	X1 /M01.5 H05V-K 1.0MM2 SW	X3 /D01.3 H05V-K 1.0MM2 SW	145	325	1				
2	X1 /L01.2 H05V-K 1.0MM2 SW	X8 /D02.4 H05V-K 1.0MM2 SW	X1 /M01.5 H05V-K 1.0MM2 SW	X8 /D02.5 H05V-K 1.0MM2 SW	122	803	2				
3	X1 /L01.2 H05V-K 1.0MM2 SW	X8 /D02.4 H05V-K 1.0MM2 SW	X1 /M01.5 H05V-K 1.0MM2 SW	X8 /D02.5 H05V-K 1.0MM2 SW	823	823	3				
4	X1 /L01.2 H05V-K 1.0MM2 SW	X8 /D02.4 H05V-K 1.0MM2 SW	X1 /M01.5 H05V-K 1.0MM2 SW	X8 /D02.5 H05V-K 1.0MM2 SW	825	825	4				
5	X1 /L01.2 H05V-K 1.0MM2 SW	X8 /D02.4 H05V-K 1.0MM2 SW	X1 /M01.5 H05V-K 1.0MM2 SW	X8 /D02.5 H05V-K 1.0MM2 SW	906	906	5				
6	X1 /L01.2 H05V-K 1.0MM2 SW	X8 /D02.4 H05V-K 1.0MM2 SW	X1 /M01.5 H05V-K 1.0MM2 SW	X8 /D02.5 H05V-K 1.0MM2 SW	920	920	6				
7	X1 /L01.2 H05V-K 1.0MM2 SW	X8 /D02.4 H05V-K 1.0MM2 SW	X1 /M01.5 H05V-K 1.0MM2 SW	X8 /D02.5 H05V-K 1.0MM2 SW	869	869	7				
8	X1 /L01.2 H05V-K 1.0MM2 SW	X8 /D02.4 H05V-K 1.0MM2 SW	X1 /M01.5 H05V-K 1.0MM2 SW	X8 /D02.5 H05V-K 1.0MM2 SW	877	877	8				
9	X1 /L01.2 H05V-K 1.0MM2 SW	X8 /D02.4 H05V-K 1.0MM2 SW	X1 /M01.5 H05V-K 1.0MM2 SW	X8 /D02.5 H05V-K 1.0MM2 SW	907	907	9				
10	X1 /L01.2 H05V-K 1.0MM2 SW	X8 /D02.4 H05V-K 1.0MM2 SW	X1 /M01.5 H05V-K 1.0MM2 SW	X8 /D02.5 H05V-K 1.0MM2 SW	921	921	10				
11	X1 /L01.2 H05V-K 1.0MM2 SW	X8 /D02.4 H05V-K 1.0MM2 SW	X1 /M01.5 H05V-K 1.0MM2 SW	X8 /D02.5 H05V-K 1.0MM2 SW	905	905	11				
12	X1 /L01.2 H05V-K 1.0MM2 SW	X8 /D02.4 H05V-K 1.0MM2 SW	X1 /M01.5 H05V-K 1.0MM2 SW	X8 /D02.5 H05V-K 1.0MM2 SW	919	919	12				
13	X1 /L01.2 H05V-K 1.0MM2 SW	X8 /D02.4 H05V-K 1.0MM2 SW	X1 /M01.5 H05V-K 1.0MM2 SW	X8 /D02.5 H05V-K 1.0MM2 SW	930	930	13				
14	X1 /L01.2 H05V-K 1.0MM2 SW	X8 /D02.4 H05V-K 1.0MM2 SW	X1 /M01.5 H05V-K 1.0MM2 SW	X8 /D02.5 H05V-K 1.0MM2 SW	923	923	14				
15	X1 /L01.2 H05V-K 1.0MM2 SW	X8 /D02.4 H05V-K 1.0MM2 SW	X1 /M01.5 H05V-K 1.0MM2 SW	X8 /D02.5 H05V-K 1.0MM2 SW	303	303	15				
16	X1 /L01.2 H05V-K 1.0MM2 SW	X8 /D02.4 H05V-K 1.0MM2 SW	X1 /M01.5 H05V-K 1.0MM2 SW	X8 /D02.5 H05V-K 1.0MM2 SW	323	323	16				
+	+	+	+	+	+	+	+	+	+	+	+

Subject to technical modifications!
Copyright as per DIN 34 to be observed!

D0978102
H0115MD
L05+S1A
ADAM

03	AS BUILT	05.12.2005	AD	Date	06.06.2005	US STEEL KOSICE/SLOVAKIA	PLUG DIAGRAM	50.3023.01.A3.741	V	L05	/S01
02	Fact. - Rev.	09.11.2005	AD	Drawn	ADAM	SUBSTATION T80	CIRCUIT-BREAKER			+S1A.R	Sheet 79
01	Approval	20.09.2005	AD	Check	GROHMANN	iss.by:	PANEL				97Sh.
NO.	Alteration	Date	Name	Sid.	2	iss.for	05	03	03	009781.02.605-3.AHA	

1		2		3		4		5		6		7		8							
ASSEMBLY/INSTRUCT.						CABLE MATERIAL						TERM. TYPE									
						STANDARD: H07V-K 1.5MM2						STANDARD:									
RÜCK-REF.						DESTINAT. DESIG.						BK		-X04							
LTG (ø IN MM2) CABLE		CORE		DESTINAT. DESIG.		SOCKET		POT		NO		DESTINAT. DESIG.		PIN		LTG (ø IN MM2) CABLE		CORE		REMARK	
/600.6				-X0		7				A01		+S1B.R -X0		5							
/600.6				-X0		9				A02		+S1B.R -X0		7		H05V-K		1.0MM2		SW	
/L01.4				-X1		103				A03		+S1B.R -X1		101							
/L01.4				-X1		104				A04		+S1B.R -X1		102							
/M02.6				-X1		155				A05		+S1B.R -X1		121							
/M02.7				-X1		158				A06		+S1B.R -X1		122							
/M02.6				-X1		126				A07		+S1B.R -X1		123							
/M02.7				-X1		162				A08		+S1B.R -X1		124							
/M02.4				-X1		118				A09		+S1B.R -X1		125							
/M02.4				-X1		152				A10		+S1B.R -X1		126							
/M03.3				-X1		115				A11		+S1B.R -X1		127							
/M03.3				-X1		171				A12		+S1B.R -X1		130							
/C0ST.1										A13											
/M03.6				-X1		174				A14		+S1B.R -X1		131							
/M03.7				-X1		175				A15		+S1B.R -X1		132							
/C0ST.1										A16											
/N01.6				-X0		092				B01		+S1B.R -X1		141							
/N01.6				-X0		096				B02		+S1B.R -X1		142							
/N01.6				-X0		098				B03		+S1B.R -X1		143							
/N01.7				-X0		094				B04		+S1B.R -X1		144							
/C0ST.2										B05											
/C0ST.2										B06											
/C0ST.2										B07											
/C0ST.2										B08											
/C0ST.2										B09											
/C0ST.2										B10											
/C0ST.2										B11											
/C0ST.2										B12											
/C0ST.2										B13											
/C0ST.2										B14											
/C0ST.2										B15											
/C0ST.2										B16											
/P02.6				-X1		184				C01		+S1B.R -X0		030							
/P02.4				-X1		181				C02		+S1B.R -X1		181							
/R01.5				-X4		412				C03		+S1B.R -X4		401							
/R01.5				-X4		414				C04		+S1B.R -X4		402							
/C0ST.2										C05											
/C0ST.2										C06											
/C0ST.2										C07											
/C0ST.2										C08											

22.12.2006

03

AS BUILT

05.12.2006 AD

Date

06.06.2005

US STEEL KÖSTÖR/SLOVAKIA

02

Fact.-Rev..

09.11.2005 AD

Drawn ADAM

50.3023.01

50.3023.01.A3.741

01

Approval

20.09.2005 AD

Check GROHMANN

SUBSTATION T80

ORIG.

Iss.by:

05

05

05

05

05

05

05

05

05

05

05

05

05

05

05

05

05

05

05

05

05

05

05

05

05

05

05

05

05

05

05

05

05

05

05

05

05

05

05

05

05

05

05

05

05

05

05

05

05

05

05

05

05

05

05

05

05

05

05

05

05

05

05

05

05

05

05

05

05

05

05

05

05

05

05

05

05

05

05

05

05

05

05

05

05

05

05

05

05

05

05

05

05

05

05

05

05

05

05

05

05

05

05

05

05

05

05

05

05

05

05

05

05

05

05

05

05

05

05

05

05

05

05

05

05

05

05

05

05

05

05

05

05

05

05

05

05

05

05

05

05

05

05

05

05

05

05

05

05

05

05

05

05

05

05

05

05

05

05

05

05

05

05

05

05

05

05

05

05

05

05

05

05

05

05

05

05

05

05

05

05

05

05

05

05

05

05

05

05

05

05

05

05

05

05

05

05

05

05

05

05

05

05

05

05

05

05

05

05

05

05

05

05

05

05

05

05

05

05

05

05

05

05

05

05

05

05

05

05

05

05

05

05

05

05

05

05

05

05

05

05

05

05

05

05

05

05

05

05

05

05

05

05

05

05

05

05

05

05

05

05

05

05

05

05

05

05

05

05

05

05

05

05

05

05

05

05

05

05

05

05

05

05

05

05

05

05

05

05

05

05

05

05

05

05

05

05

05

05

05

05

05

05

05

05

05

05

05

05

05

05

05

05

05

05

05

05

05

05

05

05

05

05

05

05

05

05

05

05

05

05

05

05

05

05

05

05

05

05

05

05

05

05

05

05

05

05

05

05

05

05

05

05

05

05

05

05

05

05

05

05

<

03	AS BUILT	05.12.2005	AD	Date	06.06.2005	US STEEL KOSICE/SLOVAKIA	 AREVA	PLUG DIAGRAM NIEDERSPG. -SCHR.A- PANEL 05	50_3023_01.A3.741 NIEDERSPG. -SCHR.B	V = 05 ±51A.R	/ 541		
02	Fact. - Rev.	09.11.2005	AD	Drawn	ADAM	50_3023_01							
01	Approval	20.09.2005	AD	Check	GROHMANN	SUBSTATION T80							
01	Alteration			Name/Std.		Orig.						iss.for	iss.by:
									Typ: 03 CAPACITOR	Sheet 81 97 Sh.	D009781.02.605-3.AHA		

[illegible]

03	AS BUILT	05.12.2005	AD	Date	06.06.2005	US STEEL KOSICE/SLOVAKIA		TERMINAL DIAGRAM	50.3023.01.A3.741	V=L05 +S1B.R	/ K10
02	Fact. - Rev.	09.11.2005	AD	Drawn	ADAM	50.3023.01					
01	Approval	20.06.2005	AD	Check	GROHMANN	SUBSTATION T80					
AD	Approval	Date	Signature	Signature	Signature	Signature	ice br	PANEL 05	Type: 03 CAPACITOR	D009781 02. 605-3. AHA	Sheet 84 97 Sh.

1

1

03	AS BUILT	05.12.2006	AD	Date	06.06.2005	US STEEL KOSICE/SLOVAKIA		TERMINAL DIAGRAM		50.3023.01.A3.741		V = L05	
02	Fact. - Rev.	09.11.2005	AD	Drawn	ADAM	50.3023.01							+S1B.R / K80
01	Approval	20.09.2005	AD	Checked	GROHMANN	SUBSTATION T80			PANEL		Type: 03		Sheet 87
NO.	Alteration	Date	Name	Std.	Orig.	Iss. for	Iss. by:	05		CAPACITOR		D009781.02.605-3.AHA	97Sh.

[illegible]

CROSS CONNECTION

[illegible]

TERMINAL DIA., 64-POLE, CIRCUIT-BREAKER

+S1B.R -X02

CABLE MATERIAL H05V-K 1.0mm2 SW

+		A					B					C					+				
1	A01	-X1 /L01.6	H05V-K	1.0MM2	SW	101	-X8 /A03.4	H05V-K	1.0MM2	SW	806	-X1 /A02.4	H05V-K	1.0MM2	SW	110	-X3 /A01.6	H05V-K	1.0MM2	SW	306
2	A02	-X1 /L01.6	H05V-K	1.0MM2	SW	102	-X8 /A08.2	H05V-K	1.0MM2	SW	813	-X1 /A02.4	H05V-K	1.0MM2	SW	111	-X8 /A03.5	H05V-K	1.0MM2	SW	802
3	A03	-X1 /A02.6	H05V-K	1.0MM2	SW	121	-X8 /A08.2	H05V-K	1.0MM2	SW	817	-X8 /A03.5	H05V-K	1.0MM2	SW		-X8 /A03.5	H05V-K	1.0MM2	SW	807
4	A04	-X1 /A02.6	H05V-K	1.0MM2	SW	123	-X8 /A08.2	H05V-K	1.0MM2	SW	818	-X8 /A03.5	H05V-K	1.0MM2	SW		-X8 /A03.5	H05V-K	1.0MM2	SW	808
5	A05	-X1 /A02.7	H05V-K	1.0MM2	SW	122	-X0 /A01.3	H05V-K	1.0MM2	SW	5	-X0 /A02.2	H05V-K	1.0MM2	SW	025	-X9 /A02.4	H05V-K	1.0MM2	SW	906
6	A06	-X1 /A02.7	H05V-K	1.0MM2	SW	124	-X0 /A01.3	H05V-K	1.0MM2	SW	7	-X0 /A02.2	H05V-K	1.0MM2	SW	027	-X9 /A02.4	H05V-K	1.0MM2	SW	916
7	A07	-X8 /A04.4	H05V-K	1.0MM2	SW	804	-X1 /A03.6	H05V-K	1.0MM2	SW	128	-X8 /A03.5	H05V-K	1.0MM2	SW		-X8 /A03.5	H05V-K	1.0MM2	SW	816
8	A08	-X8 /A04.4	H05V-K	1.0MM2	SW	811	-X1 /A03.6	H05V-K	1.0MM2	SW	131	-X8 /A03.5	H05V-K	1.0MM2	SW		-X8 /A03.5	H05V-K	1.0MM2	SW	821
9	A09	-X8 /A04.4	H05V-K	1.0MM2	SW	812	-X9 /A02.2	H05V-K	1.0MM2	SW	901	-X9 /A02.2	H05V-K	1.0MM2	SW	902	-X9 /A02.5	H05V-K	1.0MM2	SW	907
10	A10	-X4 /A01.5	H05V-K	1.0MM2	SW	401	-X9 /A02.2	H05V-K	1.0MM2	SW	911	-X9 /A02.2	H05V-K	1.0MM2	SW	912	-X9 /A02.5	H05V-K	1.0MM2	SW	917
11	A11	-X4 /A01.5	H05V-K	1.0MM2	SW	402	-X1 /A03.3	H05V-K	1.0MM2	SW	127	-X9 /A02.3	H05V-K	1.0MM2	SW	903	-X9 /A02.4	H05V-K	1.0MM2	SW	905
12	A12	-X3 /A01.5	H05V-K	1.0MM2	SW	301	-X1 /A03.3	H05V-K	1.0MM2	SW	130	-X9 /A02.3	H05V-K	1.0MM2	SW	913	-X9 /A02.4	H05V-K	1.0MM2	SW	915
13	A13	-X3 /A01.5	H05V-K	1.0MM2	SW	303	-X8 /A08.3	H05V-K	1.0MM2	SW	815	-X9 /A02.5	H05V-K	1.0MM2	SW	908	-X1 /A02.4	H05V-K	1.0MM2	SW	181
14	A14	-X3 /A01.5	H05V-K	1.0MM2	SW	304	-X8 /A08.3	H05V-K	1.0MM2	SW	820	-X9 /A02.5	H05V-K	1.0MM2	SW	918	-X0 /A02.4	H05V-K	1.0MM2	SW	023
15	A15	-X8 /A03.4	H05V-K	1.0MM2	SW	801	-X8 /A08.3	H05V-K	1.0MM2	SW	814	-X3 /A01.6	H05V-K	1.0MM2	SW	302	-X0 /A02.4	H05V-K	1.0MM2	SW	
16	A16	-X8 /A03.4	H05V-K	1.0MM2	SW	805	-X8 /A08.3	H05V-K	1.0MM2	SW	819	-X3 /A01.5	H05V-K	1.0MM2	SW	305	-X0 /A02.4	H05V-K	1.0MM2	SW	
										</											

03	AS BUILT	05.12.2005	AD	Date	06.06.2005	US STEEL KOSICE/SLOVAKIA		PLUG DIAGRAM CIRCUIT-BREAKER	50_3023_01_A3_741 V =L05 +SIB.R	/ S01
02	Fact.-Rev.	09.11.2005	AD	Drawn	ADAM	50_3023_01				
01	Approval	20.09.2005	AD	Checked	GROHMANN	SUBSTATION T80				
00.	Alteration	Date	AD	Std.						
		Orig.:		iss.for						
				iss.by:			05	Type: 03 CAPACITOR	D009781.02_605-3_AHA 97Sh.	

CROSS CONNECTION

[illegible]

03	AS BUILT	05.12.2005	AD	Date	06.08.2005	US STEEL KOSICE/SLOVAKIA	 AREVA	CROSS CONNECT. LIST	50.3023.01.43.741	V = 05		
02	Fact.-Rev.	09.11.2005	AD	Drawn	ADAM	50.3023.01		PANEL				
01	Approval	20.09.2005	AD	Czech	GROCHMANN	SUBSTATION T80		PANEL				
NO.	Alteration	Date	Name	Std.	Iss.	for	Iss. by:	05	Typ: 03	D009781.02.605-3_AHA	Sheet 91 / 920	
						Orig.:			CAPACITOR		97Sh.	

CROSS CONNECTION									
REFERENCE	POTENTIAL ITEM CR. SECTION	CABLE MATERIAL COLOR	OUTPUT TERMINAL	DESTINATION 1	DESTINATION 2	DESTINATION 3	DESTINATION 4	DESTINATION 5	DESTINATION 6
D01	0 1.0MM2	H05V-K SW	-X01	B05 -S1	-001 71				
D01	0 1.0MM2	H05V-K SW	-X01	B06 -S1	-001 72				
L01	111L+ 0 1.0MM2	H05V-K SW	-X01	A01 -S22	-001 11				
L01	111L- 0 1.0MM2	H05V-K SW	-X01	A02 -S23	-001 12				
M01	0 1.0MM2	H05V-K SW	-F2	-001 C1 -S1	-001 222				
M01	0 1.0MM2	H05V-K SW	-F2	-001 C2 -S43	-001 11				
M01	0 1.0MM2	H05V-K SW	-S1	-001 221 -S21	-001 14				
M01	0 1.0MM2	H05V-K SW	-S21	-001 13 -S6	-001 12				
M01	0 1.0MM2	H05V-K SW	-X01	A03 -S1	-001 213				
M01	102L- 0 1.0MM2	H05V-K SW	-X01	A04 -F11	-001 C2				
M01	0 1.0MM2	H05V-K SW	-X01	A05 -S6	-001 11				
M01	0 1.0MM2	H05V-K SW	-X01	A06 -S43	-001 12				
M03	102L+ 0 1.0MM2	H05V-K SW	-X01	B07 -S1	-001 83				
M03	0 1.0MM2	H05V-K SW	-X01	B08 -S1	-001 84				
P01	0 1.0MM2	H05V-K SW	-S1	-01 32 -S61	14				
P01	0 1.0MM2	H05V-K SW	-X01	C05 -S1	-01 31				
P01	0 1.0MM2	H05V-K SW	-X01	C06 -S61	11				
P01	0 1.0MM2	H05V-K SW	-X01	D13 -Y1	E1				
P01	214L- 0 1.0MM2	H05V-K SW	-X01	D14 -Y1	E2				
Q01	102L+ 0 1.0MM2	H05V-K SW	-X01	A12 -S1	-001 11 -S1	-001 23			
				GROSS CONNECT. LIST SWITCHING TRUCK PANEL			V =L05 +S3A		
				50.3023.01.A3.741			7 030		
				Typ: 03			Sheet 192		
				CAPACITOR			97Sh.		
				D009781.02.605-3.AHA			8		

22.12.2006
H0115MD
ADAM
=L05+S3A
Q30

D0978102

Copyright as per DIN 34 to be observed!

03 AS BUILT 06.12.2005 AD Date 06.06.2005 US STEEL KOSICE/SLOVAKIA

02 Fact.-Rev. 09.11.2005 AD Drawn ADAM 50.3023.01

01 Approval 20.09.2005 AD Check GROHMANN SUBSTATION T80

NO. Alteration [Date] [Name] [Std.] Orig: [Iss. for] [Iss. by:]

AREVA

50.3023.01.A3.741

05

009781.02.605-3.AHA

7 030

8

Copyright as per DIN 34 to be observed!

D0978102

H0115ND
L05+SSA
Q30

03	AS BUILT	05.12.2005	AD	Date	06.06.2005	US STEEL KOSICE/SLOVAKIA
02	Fact.-Rev.	09.11.2005	AD	Drawn	ADAM	50.3023.01
01	Approval	20.09.2005	AD	Check	GROHMANN	SUBSTATION T80
NO.	Alteration	Date	Name	Std.	Iss. for	Iss. by:



GROSS CONNECT. LIST
SWITCHING TRUCK
PANEL

Typ: 03

D009781.02.605-3.AHA

Sheet 192

97Sh.

CROSS CONNECTION									
REFERENCE	POTENTIAL ITEM OR. SECTION	CABLE MATERIAL COLOR	OUTPUT TERMINAL	DESTINATION 1	DESTINATION 2	DESTINATION 3	DESTINATION 4	DESTINATION 5	DESTINATION 6
001	0 1.0MM2	H05V-K SW	-X01	A13 -S1	-001 12				
001	0 1.0MM2	H05V-K SW	-X01	A14 -S1	-001 24				
001	0 1.0MM2	H05V-K SW	-X01	C15 -S1	-Q1 11 -S1	-Q1 13			
001	0 1.0MM2	H05V-K SW	-X01	C16 -S1	-Q1 12				
001	0 1.0MM2	H05V-K SW	-X01	D01 -S1	-Q1 14				
002	0 1.0MM2	H05V-K SW	-X01	A15 -S1	-001 31 -S1	-001 43			
002	0 1.0MM2	H05V-K SW	-X01	A16 -S1	-001 32				
002	0 1.0MM2	H05V-K SW	-X01	B01 -S1	-001 44				
002	0 1.0MM2	H05V-K SW	-X01	D02 -S1	-Q1 21 -S1	-Q1 23			
002	0 1.0MM2	H05V-K SW	-X01	D03 -S1	-Q1 22				
002	0 1.0MM2	H05V-K SW	-X01	D04 -S1	-Q1 24				
004	0 1.0MM2	H05V-K SW	-X01	A07 -S24	-001 11				
004	0 1.0MM2	H05V-K SW	-X01	A08 -S24	-001 12				
004	0 1.0MM2	H05V-K SW	-X01	A09 -S24	-001 14				
007	0 1.0MM2	H05V-K SW	-X01	B02 -S1	-001 51 -S1	-001 63			
007	0 1.0MM2	H05V-K SW	-X01	B03 -S1	-001 52				
007	0 1.0MM2	H05V-K SW	-X01	B04 -S1	-001 64				
007	0 1.0MM2	H05V-K SW	-X01	B13 -S42	-001 11				
007	0 1.0MM2	H05V-K SW	-X01	B14 -S42	-001 14				
007	0 1.0MM2	H05V-K SW	-X01	B15 -S25	-001 11				
				GROSS CONNECT. LIST SWITCHING TRUCK PANEL 05			50.3023.01.A3.741		
				AREVA			V ±L05 +SSA		
				iss.by:			Typ: 03 CAPACITOR		
				iss.for			D009781.02.605-3. AHA		
				Orig:			97Sh.		
				US STEEL KOSICE/SLOVAKIA					
				50.3023.01					
				SUBSTATION T80					
				Date					
				Name/Sid					
				Approval					
				Fact. -Rev.					
				Date					
				AS BUILT					
				05.12.2005 AD					
				09.11.2005 AD					
				20.09.2005 AD					
				03.10.2005					
				H0115MD					
				L05+SSA					
				ADAM					
				Copyright as per DIN 34 to be observed					
				D00978102					

CROSS CONNECTION									
REFERENCE	POTENTIAL ITEM CR. SECTION	CABLE MATERIAL COLOR	OUTPUT TERMINAL	DESTINATION 1	DESTINATION 2	DESTINATION 3	DESTINATION 4	DESTINATION 5	DESTINATION 6
Q07	0 1.0MM2	H05V-K SW	-X01	B16 -S25	-Q01 14				
Q07	0 1.0MM2	H05V-K SW	-X01	D07 -S1	-Q1 33				
Q07	0 1.0MM2	H05V-K SW	-X01	D08 -S1	-Q1 34				
R01	0 1.0MM2	H05V-K SW	-X01	A10 -S41	-Q01 11				
R01	0 1.0MM2	H05V-K SW	-X01	A11 -S1	-Q01 230				
V01	0 1.0MM2	H05V-K SW	-S1	-Q1 42 -S62	14				
V01	0 1.0MM2	H05V-K SW	-X01	B09 -S1	-Q01 91				
V01	0 1.0MM2	H05V-K SW	-X01	B10 -S1	-Q01 92				
V01	0 1.0MM2	H05V-K SW	-X01	B11 -S1	-Q1 41				
V01	0 1.0MM2	H05V-K SW	-X01	B12 -S62	11				
V01	0 1.0MM2	H05V-K SW	-X01	C09 -S1	-Q01 103				
V01	0 1.0MM2	H05V-K SW	-X01	C10 -S1	-Q01 104				
V01	0 1.0MM2	H05V-K SW	-X01	C11 -S1	-Q01 111				
V01	0 1.0MM2	H05V-K SW	-X01	C12 -S1	-Q01 112				
V01	0 1.0MM2	H05V-K SW	-X01	C13 -S63	14				
V01	0 1.0MM2	H05V-K SW	-X01	C14 -S63	11				
V01	0 1.0MM2	H05V-K SW	-X01	D05 -S1	-Q1 51				
V01	0 1.0MM2	H05V-K SW	-X01	D06 -S1	-Q1 52				
V01	0 1.0MM2	H05V-K SW	-X01	D09 -S1	-Q1 61				
V01	0 1.0MM2	H05V-K SW	-X01	D10 -S1	-Q1 62				

22.12.2006

H0115MD

032

ADAM

03

AS BUILT

05.12.2005

AD

Date

06.06.2005

US STEEL KOSTICE/SLOVAKIA

02

Fact. -Rev.

09.11.2005

AD

Date

05.03.01

50.3023.01

01

Approval

20.08.2005

AD

Date

Check

GROHMANN

T80

NO.

Alteration

Date

Iss. for

Orig.:

Substation

T80

50.3023.01.A3.741

V=L05

+S3A

/ 032

Sheet 94

97 St.

50.3023.01.A3.741

V=L05

+S3A

/ 032

Sheet 94

97 St.

50.3023.01.A3.741

V=L05

+S3A

/ 032

Sheet 94

97 St.

50.3023.01.A3.741

V=L05

+S3A

/ 032

Sheet 94

97 St.

50.3023.01.A3.741

V=L05

+S3A

/ 032

Sheet 94

97 St.

50.3023.01.A3.741

V=L05

+S3A

/ 032

Sheet 94

97 St.

50.3023.01.A3.741

V=L05

+S3A

/ 032

Sheet 94

97 St.

50.3023.01.A3.741

V=L05

+S3A

/ 032

Sheet 94

97 St.

50.3023.01.A3.741

V=L05

+S3A

/ 032

Sheet 94

97 St.

50.3023.01.A3.741

V=L05

+S3A

/ 032

Sheet 94

97 St.

50.3023.01.A3.741

V=L05

+S3A

/ 032

Sheet 94

97 St.

50.3023.01.A3.741

V=L05

+S3A

/ 032

Sheet 94

97 St.

50.3023.01.A3.741

V=L05

+S3A

/ 032

Sheet 94

97 St.

50.3023.01.A3.741

V=L05

+S3A

/ 032

Sheet 94

97 St.

50.3023.01.A3.741

V=L05

+S3A

/ 032

Sheet 94

97 St.

50.3023.01.A3.741

V=L05

+S3A

/ 032

Sheet 94

97 St.

50.3023.01.A3.741

V=L05

+S3A

/ 032

Sheet 94

97 St.

50.3023.01.A3.741

V=L05

+S3A

/ 032

Sheet 94

97 St.

50.3023.01.A3.741

V=L05

+S3A

/ 032

Sheet 94

97 St.

50.3023.01.A3.741

V=L05

+S3A

/ 032

Sheet 94

97 St.

50.3023.01.A3.741

V=L05

+S3A

/ 032

Sheet 94

97 St.

50.3023.01.A3.741

V=L05

+S3A

/ 032

Sheet 94

97 St.

50.3023.01.A3.741

V=L05

+S3A

/ 032

Sheet 94

97 St.

50.3023.01.A3.741

V=L05

+S3A

/ 032

Sheet 94

97 St.

50.3023.01.A3.741

V=L05

+S3A

/ 032

Sheet 94

97 St.

50.3023.01.A3.741

V=L05

+S3A

/ 032

Sheet 94

97 St.

50.3023.01.A3.741

V=L05

+S3A

/ 032

Sheet 94

97 St.

50.3023.01.A3.741

V=L05

+S3A

/ 032

Sheet 94

97 St.

50.3023.01.A3.741

V=L05

+S3A

/ 032

Sheet 94

97 St.

50.3023.01.A3.741

V=L05

+S3A

/ 032

Sheet 94

97 St.

50.3023.01.A3.741

V=L05

+S3A

/ 032

Sheet 94

97 St.

50.3023.01.A3.741

V=L05

+S3A

/ 032

Sheet 94

97 St.

50.3023.01.A3.741

V=L05

+S3A

/ 032

Sheet 94

97 St.

50.3023.01.A3.741

V=L05

+S3A

/ 032

Sheet 94

97 St.

50.3023.01.A3.741

V=L05

+S3A

/ 032

Sheet 94

97 St.

50.3023.01.A3.741

V=L05

+S3A

/ 032

Sheet 94

97 St.

50.3023.01.A3.741

V=L05

+S3A

/ 032

Sheet 94

97 St.

50.3023.01.A3.741

V=L05

+S3A

/ 032

Sheet 94

97 St.

50.3023.01.A3.741

V=L05

+S3A

/ 032

Sheet 94

97 St.

50.3023.01.A3.741

V=L05

+S3A

/ 032

Sheet 94

97 St.

50.3023.01.A3.741

V=L05

+S3A

/ 032

Sheet 94

97 St.

50.3023.01.A3.741

V=L05

+S3A

/ 032

Sheet 94

97 St.

50.3023.01.A3.741

V=L05

+S3A

/ 032

Sheet 94

97 St.

50.3023.01.A3.741

V=L05

+S3A

/ 032

Sheet 94

97 St.

50.3023.01.A3.741

V=L05

+S3A

/ 032

Sheet 94

97 St.

50.3023.01.A3.741

V=L05

+S3A

/ 032

Sheet 94

97 St.

50.3023.01.A3.741

V=L05

+S3A

/ 032

Sheet 94

97 St.

50.3023.01.A3.741

V=L05

+S3A

/ 032

Sheet 94

97 St.

50.3023.01.A3.741

V=L05

+S3A

/ 032

Sheet 94

97 St.

50.3023.01.A3.741

V=L05

+S3A

/ 032

Sheet 94

97 St.

50.3023.01.A3.741

V=L05

+S3A

/ 032

Sheet 94

97 St.

50.3023.01.A3.741

V=L05

+S3A

/ 032

Sheet 94

97 St.

50.3023.01.A3.741

V=L05

+S3A

/ 032

Sheet 94

97 St.

50.3023.01.A3.741

V=L05

+S3A

/ 032

Sheet 94

97 St.

50.3023.01.A3.741

V=L05

+S3A

/ 032

Sheet 94

97 St.

50.3023.01.A3.741

V=L05

+S3A

/ 032

Sheet 94

97 St.

50.3023.01.A3.741

V=L05

+S3A

/ 032

Sheet 94

97 St.

50.3023.01.A3.741

V=L05

+S3A

/ 032

Sheet 94

97 St.

50.3023.01.A3.741

V=L05

+S3A

/ 032

Sheet 94

97 St.

50.3023.01.A3.741

V=L05

+S3A

/ 032

Sheet 94

97 St.

50.3023.01.A3.741

V=L05

+S3A

/ 032

Sheet 94

97 St.

50.3023.01.A3.741

V=L05

+S3A

/ 032

Sheet 94

97 St.

50.3023.01.A3.741

V=L05

+S3A

/ 032

Sheet 94

97 St.

50.3023.01.A3.741

V=L05

+S3A

/ 032

Sheet 94

97 St.

50.3023.01.A3.741

V=L05

+S3A

/ 032

Sheet 94

97 St.

50.3023.01.A3.741

V=L05

+S3A

/ 032

Sheet 94

97 St.

50.3023.01.A3.741

V=L05

+S3A

/ 032

Sheet 94

97 St.

50.3023.01.A3.741

V=L05

+S3A

/ 032

Sheet 94

97 St.

50.3023.01.A3.741

V=L05

+S3A

/ 032

Sheet 94

<

Copyright as per DIN 34 to be observed!

22.12.2006
H0115ND
L05+33A
02
ADAM

03	AS BUILT	05.12.2005	AD	Date	05.06.2005	US STEEL K05/CE/SLOVAKIA	50.3023.01
02	Fact.-Rev.	09.11.2005	AD	Drawn	ADAM	50.3023.01	
01	Approval	20.03.2005	AD	Check	GROHMANN	SUBSTATION T80	
NO.	Alteration	Date	Name/Sid.	Iss.for	Iss.by:		

CROSS CONNECT. LIST
SWITCHING TRUCK
PANEL
05

50.3023.01.A3.7/11
Typ: 03
CAPACITOR

D009781.02.605-3.AHA
Sheet 194
97/98

V -L05
+33A
7 032

8

Copyright as per DIN 34 to be observed!

TERMINAL DIA., 64 POLIG, CIRCUIT-BREAKER PIN

+S3A -X01
CABLE MATERIAL H05V-K 1.0mm2 SW

A		B		C		D	
+	+	+	+	+	+	+	+
1	-001 -S22 /L01.2	11	-001 -S1 /002.4	44	-001 -S1 /N01.5	243	-01 -S1 /001.3
2	-001 -S23 /L01.2	12	-001 -S1 /007.2	51	-001 -F12 /N01.5	C2	-01 -S1 /002.5
3	-001 -S1 /N01.6	213	-001 -S1 /007.2	52			-01 -S1 /002.5
4	-001 -F11 /N01.6	C2	-001 -S1 /007.2	64			-01 -S1 /002.5
5	-001 -S6 /N01.7	11	-001 -S1 /001.3	71	-01 -S1 /N01.2	31	-01 -S1 /N01.4
6	-001 -S43 /N01.7	12	-001 -S1 /001.3	72	-S61 /P01.2	11	-01 -S1 /N01.4
7	-001 -S24 /N04.3	11	-001 -S1 /N03.5	83			-01 -S1 /007.4
8	-001 -S24 /N04.3	12	-001 -S1 /N03.5	84			-01 -S1 /007.4
9	-001 -S24 /N04.3	14	-001 -S1 /N01.2	91	-001 -S1 /N01.2	103	-01 -S1 /N01.5
10	-001 -S41 /R01.3	11	-001 -S1 /N01.2	92		104	-01 -S1 /N01.5
11	-001 -S1 /R01.3	230	-01 -S1 /N01.4	41	-001 -S1 /N01.3	111	-01 -S1 /N01.4
12	-001 -S1 /N01.2	11	-S62 /N01.4	11	-001 -S1 /N01.3	112	-01 -S1 /N01.4
13	-001 -S1 /N01.2	12	-001 -S42 /N07.3	11	-S63 /N01.5	14	-Y1 /P01.4
14	-001 -S1 /N01.2	24	-001 -S42 /N07.3	14	-S63 /N01.5	11	-Y1 /P01.4
15	-001 -S1 /N02.3	31	-001 -S25 /N07.3	11	-01 -S1 /N01.3	11	
16	-001 -S1 /N02.3	32	-001 -S25 /N07.3	14	-01 -S1 /N01.3	12	
+	+	+	+	+	+	+	+

Subject to technical modifications!
Copyright as per DIN 34 to be observed!

03 05.12.2005 AD Date 05.06.2005
02 Fact.-Rev. 09.11.2005 AD Drawn ADAM
01 Approval 20.03.2005 AD Check GROHMANN
NO. Alteration Date Name/Sid

US STEEL KOSICE/SLOVAKIA
50.3023.01
SUBSTATION T80
Orig: Iss.for Iss.by:



PLUG DIAGRAM
CIRCUIT-BREAKER
PANEL

50.3023.01.A3.741

Typ: 03
CAPACITOR
D009781.02.605-3_AHA

Sheet 96
97 Sh.

$$\frac{Z}{a}$$

+S3B	-X02
CABLE MATERIAL	H05V-K 1.0mm2 SW

+		A				B				C				D				+
1	A01				B01				C01				D01	1				
2	A02				B02				C02				D02	2				
3	A03				B03				C03				D03	3				
4	A04				B04				C04				D04	4				
5	A05				B05				C05				D05	5				
6	A06				B06				C06				D06	6				
7	A07				B07				C07				D07	7				
8	A08				B08				C08				D08	8				
9	A09				B09				C09				D09	9				
10	A10				B10				C10				D10	10				
11	A11				B11				C11				D11	11				
12	A12				B12				C12				D12	12				
13	A13				B13				C13				D13	13				
14	A14				B14				C14				D14	14				
15	A15				B15				C15				D15	15				
16	A16				B16				C16				D16	16				
+																		+

03	AS BUILT	05.12.2005	AD	Date	10.06.2005	US STEEL KOSICE/SLOVAKIA		PLUG DIAGRAM CIRCUIT-BREAKER	50.3023.01.A3.741		VI=L05	/ S01
02	Fact.-Rev.	09.11.2005	AD	Drawn/ADAM	50.3023.01							
01	Approval	20.09.2005	AD	Check/GRÜHMANN	SUBSTATION T80							
NO.	Alteration	Name/Std.		Orig.	Iss.for	Iss.by:		Panel	Type: 03	000781.02.605-3.AHA	Sheet 97	
								CAPACITOR		97Sh.		

Subject to technical modifications!
Copyright as per DIN 34 to be observed!

HJ0115MD
=L05+S3B
S01
ADAM