

AREVA Sachsenwerk GmbH Geschäftsbereich Energieverteilung Fachbereich Mittelspannungsschaltanlagen Königsbrücker Strasse 124 01099 Dresden Tel.: 0351820-3394 Fax: 0351820-2602

US STEEL KOSICE/SLOVAKIA
50.3023.01
SUBSTATION T80

BUSBAR RISER

CIRCUIT DIAGRAM

A = L11

/ A01

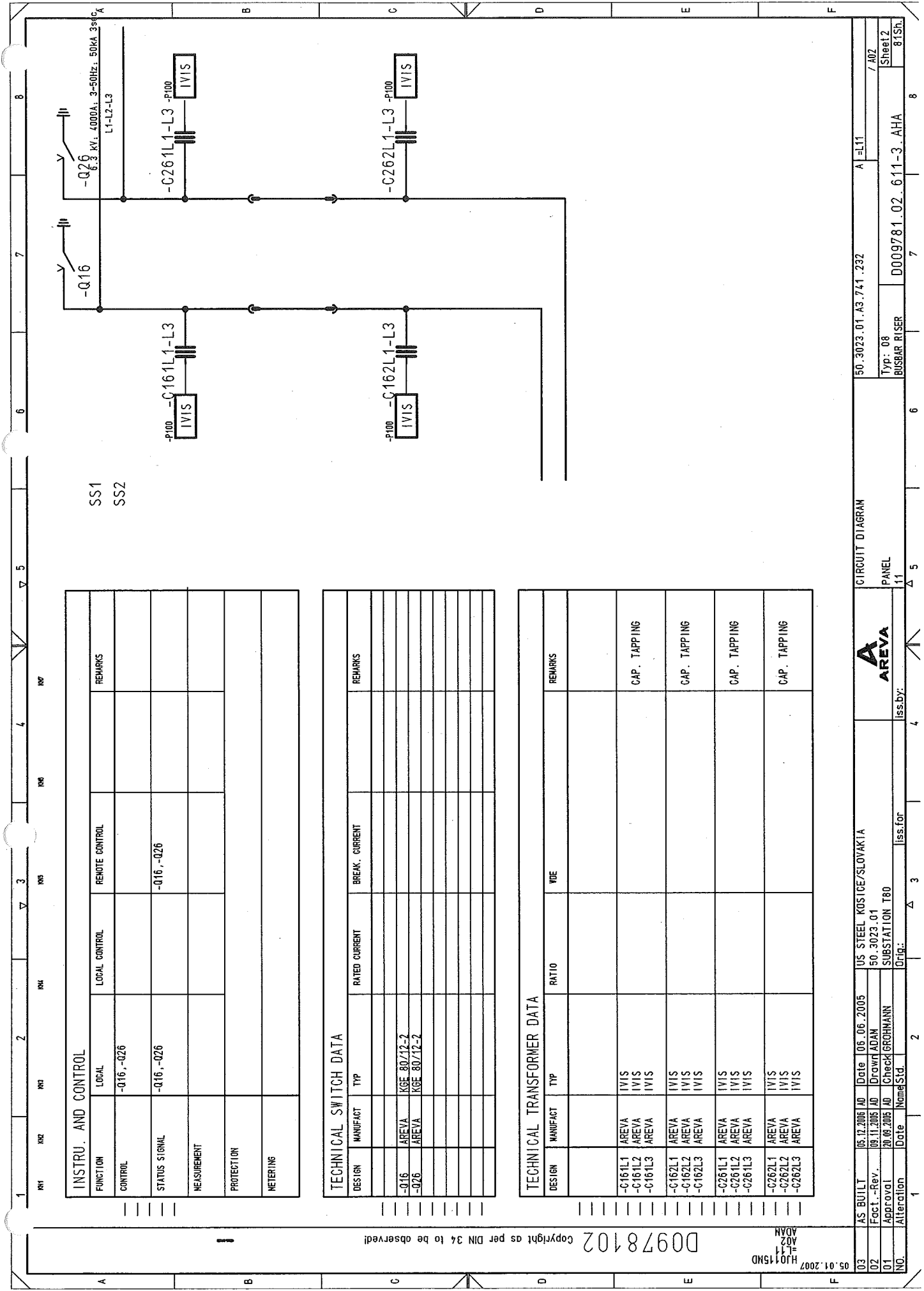
D009781.02. 611-3. AHA

50.3023.01.A3.741.232
COVER SHEET
PANEL
11

DATE :	06.06.2005
prep.:	ADAM
Check:	GROHMANN
Norm :	

05.01.2007 HJ0115MD
00978102
=L11
A01
ADAM

03 AS BUILT 05.12.2006 AD
02 Fact.-Rev. 09.11.2005 AD
01 Approval 20.09.2005 AD
Nr. Alteration Date Name



INSTRU. AND CONTROL				
FUNCTION	LOCAL	REMOTE CONTROL	REMARKS	
CONTROL	-Q16, -Q26			
STATUS SIGNAL	-Q16, -Q26	-Q16, -Q26		
MEASUREMENT				
PROTECTION				
METERING				

TECHNICAL SWITCH DATA				
DESIGN	MANUFACT	TYPE	RATED CURRENT	BREAK. CURRENT
-Q16	AREVA	KGE 80/12-2		
-Q26	AREVA	KGE 80/12-2		

TECHNICAL TRANSFORMER DATA				
DESIGN	MANUFACT	TYPE	RATIO	VDE
-C161L1	AREVA	IVIS		
-C161L2	AREVA	IVIS		
-C161L3	AREVA	IVIS		
-C162L1	AREVA	IVIS		
-C162L2	AREVA	IVIS		
-C162L3	AREVA	IVIS		
-C261L1	AREVA	IVIS		
-C261L2	AREVA	IVIS		
-C261L3	AREVA	IVIS		
-C262L1	AREVA	IVIS		
-C262L2	AREVA	IVIS		
-C262L3	AREVA	IVIS		

03	AS BUILT	05.12.2005 AD	Date	06.06.2005	US STEEL KOSICE/SLOVAKIA	CIRCUIT DIAGRAM	50.3023.01.A3.741.232	A	=L11	/ 402
02	Fact. - Rev.	09.11.2005 AD	Drawn	ADAM	50.3023.01	PANEL	Typ: 08	BUSBAR RISER	D009781.02.611-3.AHA	Sheet 2
01	Approval	20.09.2005 AD	Check	GROHMANN	SUBSTATION T80	11				81Sh.
NO.	Alteration	Date	Name	Std.	Orig.	Iss. for	Iss. by:			

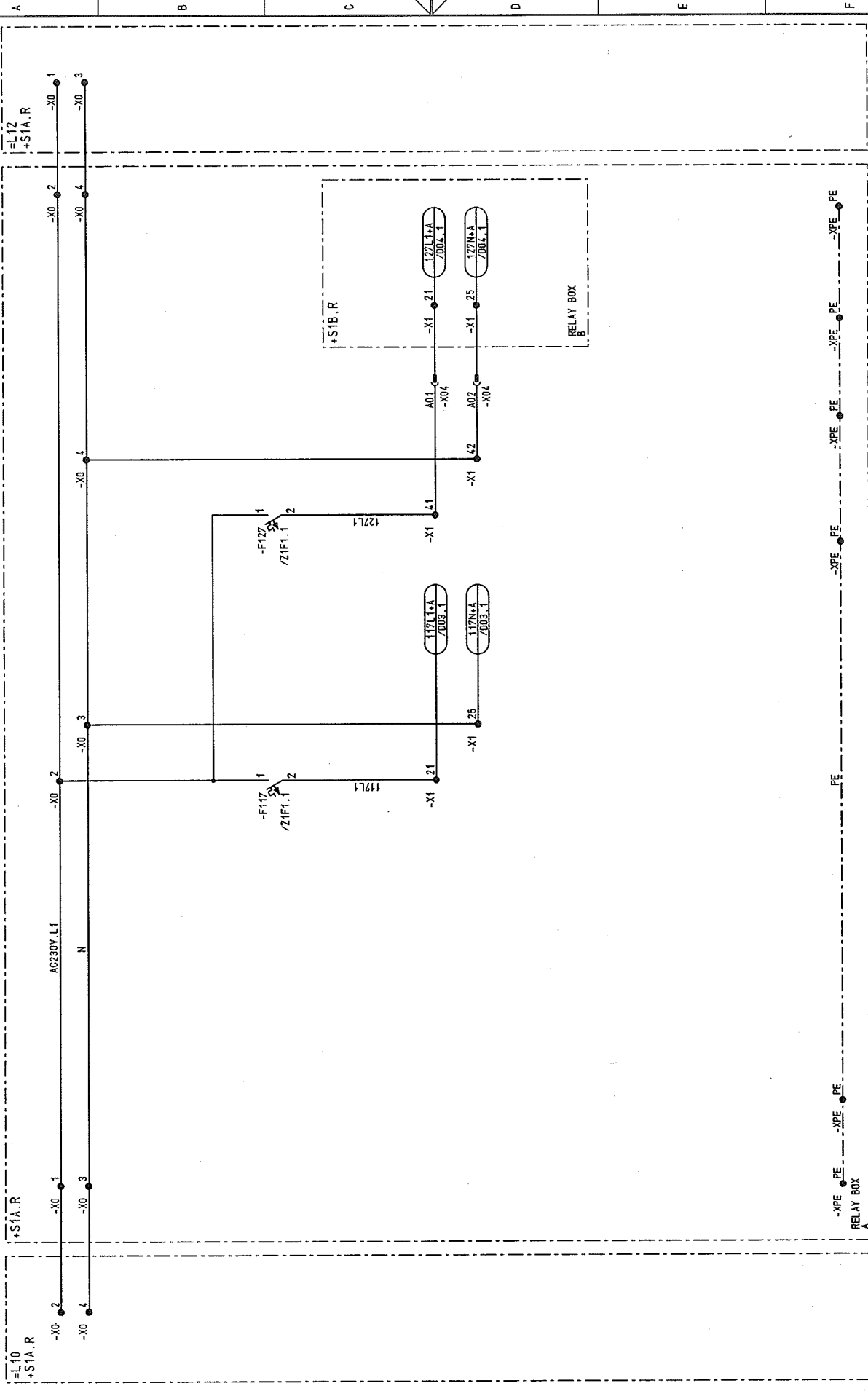
1		2		3		4		5		6		7		8	
CLIENT DOCUMENT NUMBER		RELEASE BY DOCUMENT NUMBER		VERSION STATUS		DOCUMENT IDENTIFICATION SORT MATCHING		SHEET ITEM NO.		DESIGN					
50.3023.01.A3.741		D009781.02.611-3.AHA		01	02	03	A =L11	A01	1	COVER SHEET	11				
50.3023.01.A3.741		D009781.02.611-3.AHA		01	02	03	A =L11	A02	2	CIRCUIT DIAGRAM	11				
50.3023.01.A3.741		D009781.02.611-3.AHA		01	02	03	A =L11	B01	3	Inhaltsverzeichnis	11				
50.3023.01.A3.741		D009781.02.611-3.AHA		01	02	03	A =L11	B02	4	Inhaltsverzeichnis	11				
50.3023.01.A3.741		D009781.02.611-3.AHA		01	02	03	A =L11	B03	5	Inhaltsverzeichnis	11				
50.3023.01.A3.741		D009781.02.611-3.AHA		01	02	03	S =L11	D01	6	CIRCUIT DIAGRAM	AC-DISTRIBUTION				
50.3023.01.A3.741		D009781.02.611-3.AHA		01	02	03	S =L11	D03	7	CIRCUIT DIAGRAM	FAN A				
50.3023.01.A3.741		D009781.02.611-3.AHA		01	02	03	S =L11	D04	8	CIRCUIT DIAGRAM	FAN B				
50.3023.01.A3.741		D009781.02.611-3.AHA		01	02	03	S =L11	G01	9	CIRCUIT DIAGRAM	DC DISTR.				
50.3023.01.A3.741		D009781.02.611-3.AHA		01	02	03	S =L11	G02	10	CIRCUIT DIAGRAM	RING CIRCUIT				
50.3023.01.A3.741		D009781.02.611-3.AHA		01	02	03	S =L11	M03	11	CIRCUIT DIAGRAM	CONTROL				
50.3023.01.A3.741		D009781.02.611-3.AHA		01	02	03	S =L11	N01	12	CIRCUIT DIAGRAM	ARC DETECTOR				
50.3023.01.A3.741		D009781.02.611-3.AHA		01	02	03	S =L11	N02	13	CIRCUIT DIAGRAM	ARC DETECTOR				
50.3023.01.A3.741		D009781.02.611-3.AHA		01	02	03	S =L11	P01	14	CIRCUIT DIAGRAM	INTERLOCK				
50.3023.01.A3.741		D009781.02.611-3.AHA		01	02	03	S =L11	P02	15	CIRCUIT DIAGRAM	INTERLOCK				
50.3023.01.A3.741		D009781.02.611-3.AHA		01	02	03	S =L11	Q01	16	CIRCUIT DIAGRAM	POSITION INDICA.				
50.3023.01.A3.741		D009781.02.611-3.AHA		01	02	03	S =L11	Q02	17	CIRCUIT DIAGRAM	POSITION INDICA.				
50.3023.01.A3.741		D009781.02.611-3.AHA		01	02	03	S =L11	Q03	18	CIRCUIT DIAGRAM	INTERFACE				
50.3023.01.A3.741		D009781.02.611-3.AHA		01	02	03	S =L11	Q04	19	CIRCUIT DIAGRAM	INTERFACE				
50.3023.01.A3.741		D009781.02.611-3.AHA		01	02	03	S =L11	Q07	20	CIRCUIT DIAGRAM	INTERFACE				
50.3023.01.A3.741		D009781.02.611-3.AHA		01	02	03	S =L11	R01	21	CIRCUIT DIAGRAM	SIGNALLING				
50.3023.01.A3.741		D009781.02.611-3.AHA		01	02	03	S =L11	T01	22	CIRCUIT DIAGRAM	VOLTAGE TRANSF.				
50.3023.01.A3.741		D009781.02.611-3.AHA		01	02	03	S =L11	T02	23	CIRCUIT DIAGRAM	IVIS				
50.3023.01.A3.741		D009781.02.611-3.AHA		01	02	03	S =L11	T03	24	CIRCUIT DIAGRAM	IVIS				
50.3023.01.A3.741		D009781.02.611-3.AHA		01	02	03	S =L11	T04	25	CIRCUIT DIAGRAM	IVIS				
50.3023.01.A3.741		D009781.02.611-3.AHA		01	02	03	S =L11	T05	26	CIRCUIT DIAGRAM	IVIS				
50.3023.01.A3.741		D009781.02.611-3.AHA		01	02	03	S =L11	V01	27	CIRCUIT DIAGRAM	SPARE CONTACTS				
50.3023.01.A3.741		D009781.02.611-3.AHA		01	02	03	S =L11	V02	28	CIRCUIT DIAGRAM	SPARE CONTACTS				
50.3023.01.A3.741		D009781.02.611-3.AHA		01	02	03	S =L11	X01	29	CIRCUIT DIAGRAM	AX PE-BUS				
50.3023.01.A3.741		D009781.02.611-3.AHA		01	02	03	S =L11	ZIF1	30	LIST OF EQUIPMENT	11				
50.3023.01.A3.741		D009781.02.611-3.AHA		01	02	03	S =L11	ZIF2	31	LIST OF EQUIPMENT	11				

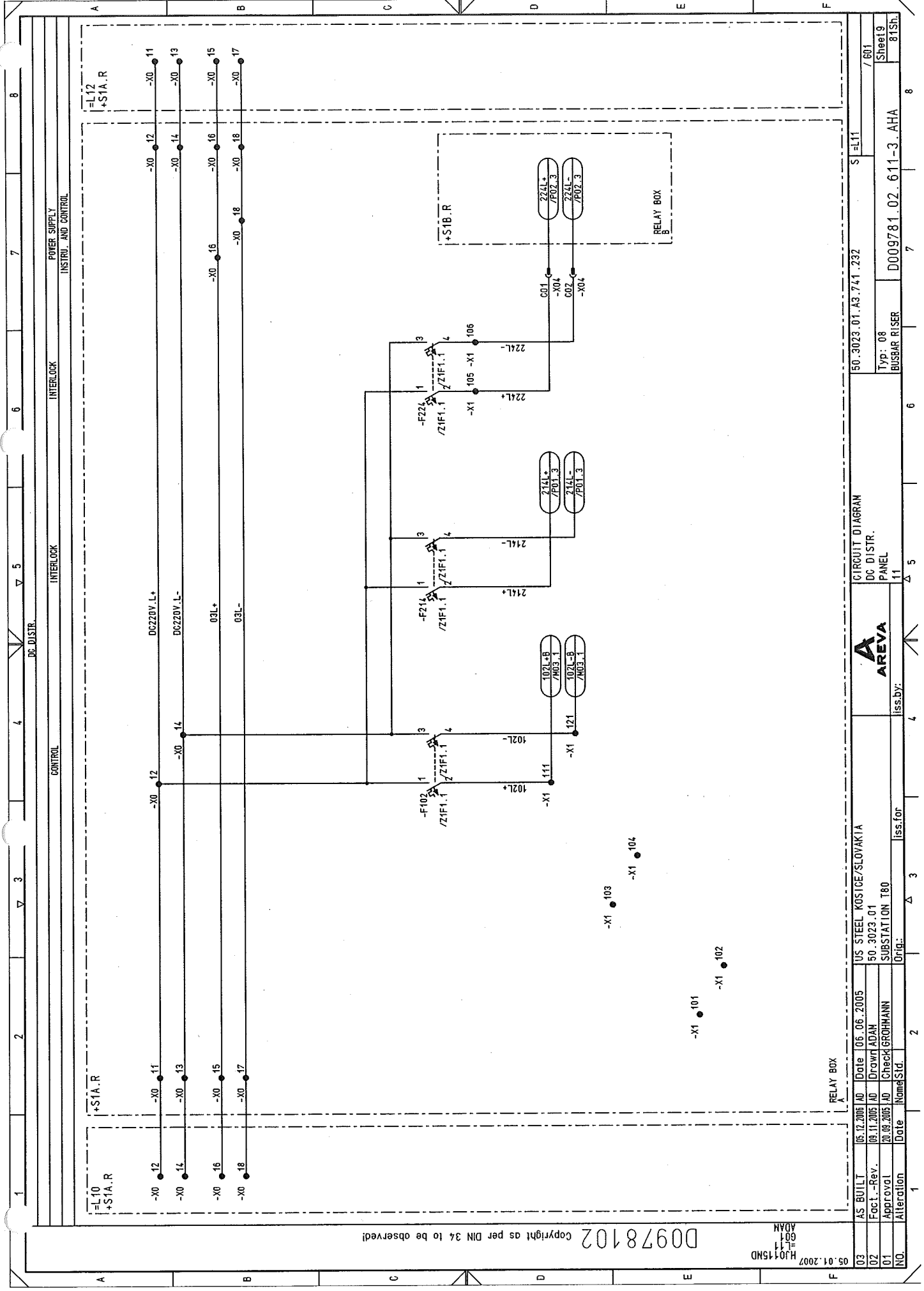
003	AS BUILT	06.12.2006	AD	Date	06.06.2005	US STEEL KOSICE/SLOVAKIA	 AREVA	Inhaltsverzeichnis	50_3023_01_A3_74_1_232	A = L11	/ B03
002	Fact.-Rev.	09.11.2005	AD	Drawn	ADAN	50_3023_01					
001	Approval	20.09.2005	AD	Check	GROHMANN	SUBSTATION T80					
NO.	Alteration	Date	Name	Sid.	Orig.	iss for	iss by:	11	Typ: 08 BUSBAR RISER	D009781.02.611-3.AHA	Sheet 5 81Sh:

D0978102 Copyright as per DIN 34 to be observed!

05.01.2007
H0115ND
L1
D01
ADAM

03 AS BUILT 05.12.2005 AD Date 05.06.2005		US STEEL KOSICE/SLOVAKIA		CIRCUIT DIAGRAM		50.3023.01.A3.74.1.232		S1.L11		/D01	
02 Fact.-Rev. 09.11.2005 AD Drawn ADAM		50.3023.01		AC-DISTRIBUTION		Typ: 08		BUSBAR RISER		Sheet 6	
01 Approval 20.03.2005 AD Check GROHMANN		SUBSTATION T80		PANEL		11		D009781.02.611-3.AHA		81sh.	
NO. Alteration		Date		Name		Iss. for		Iss. by:			
1		2		3		4		5		6	





Copyright as per DIN 34 to be observed!

05.01.2007
HJO115MD
ADAM
11

NO.	Alteration	Date	Name	Sid.	Iss. for	Iss. by:
03	AS BUILT	05.12.2005	AD			
02	Fact.-Rev.	09.11.2005	AD			
01	Approval	20.09.2005	AD			
	Alteration					

US STEEL KOSICE/SLOVAKIA
50.3023.01
SUBSTATION T80



CIRCUIT DIAGRAM
DC DISTR.
PANEL 11

50.3023.01.A3.741.232
Typ: 08
BUSBAR RISER

D009781.02.611-3.AHA
81Sh.

Sheet 9
/ 601

Copyright as per DIN 34 to be observed!

D00978102

05.01.2007
HJ0115ND
=L11
G02
ADAN

NO.	Alteration	Date	Name/Std.	Iss. for	Iss. by:
03	AS BUILT	05.12.2005	AD	Date	06.06.2005
02	Fact.-Rev.	08.11.2005	AD	Drawn	ADAN
01	Approval	20.09.2005	AD	Check	GROHMANN


US STEEL KOSTICE/SLOVAKIA
50.3023.01
SUBSTATION T80

CIRCUIT DIAGRAM
RING CIRCUIT
PANEL 11



50.3023.01.A3.741.232
Typ: 08
BUSBAR RISER
D009781.02.611-3.AHA

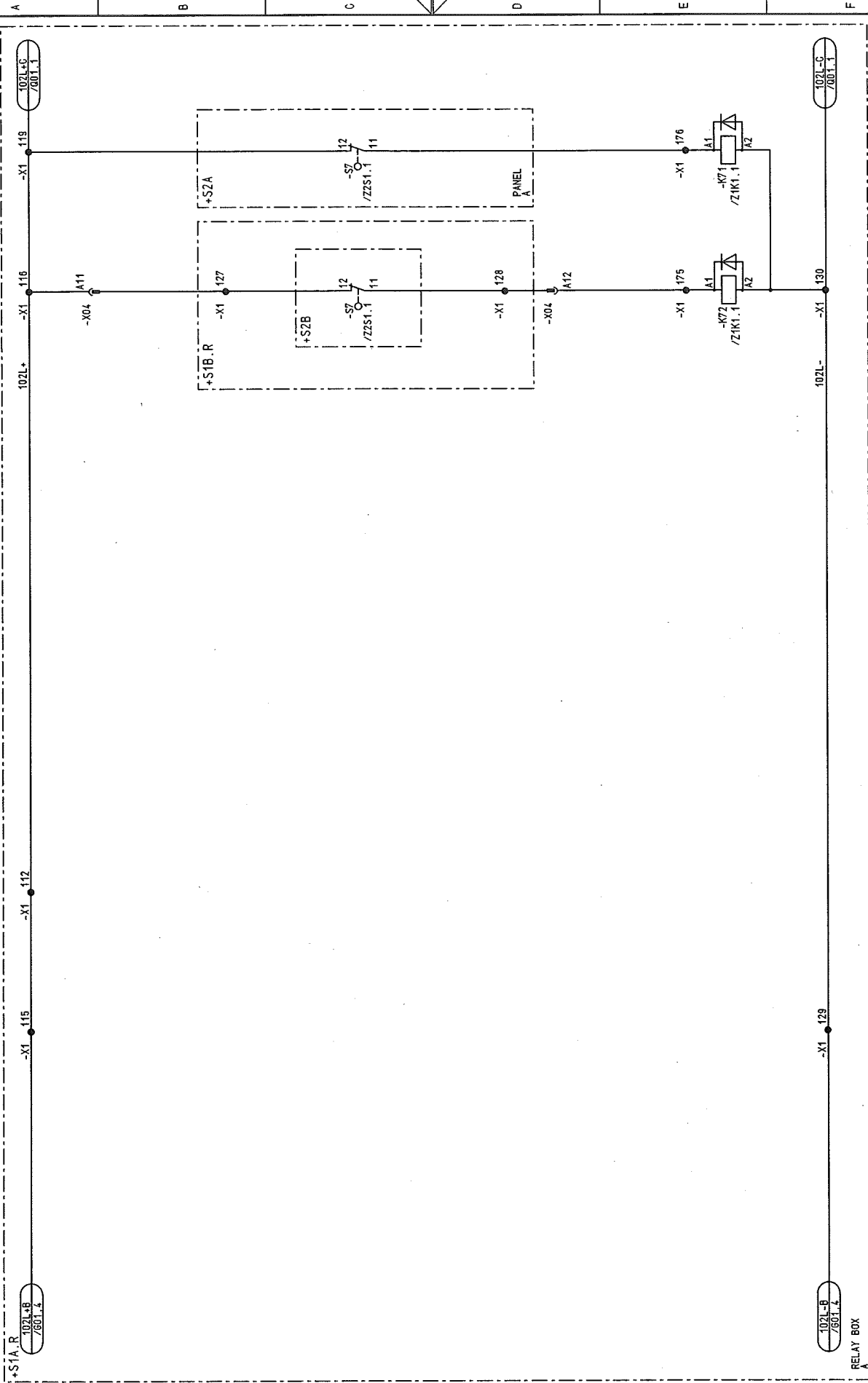
7/602
Sheet 10
81Sh.



D0978102 Copyright as per DIN 34 to be observed!

05.01.2007
HJ0115ND
=11
NO3
ADAM

03	AS BUILT	05.12.2005	AD	Date	05.06.2005	US STEEL KOSICE/SLOVAKIA	CIRCUIT DIAGRAM	50_3023_01_A3_741_232	S1=L11	/ NO3
02	Fact. - Rev.	09.11.2005	AD	Drawn	ADAM	50_3023_01	CONTROL			
01	Approval	20.09.2005	AD	Check	GROHMANN	SUBSTATION T80	PANEL			
NO.	Alteration	Date	Name	Sid.	Iss. for	Iss. by:	11	D09781.02.611-3. AHA	Typ: 08	81sh.

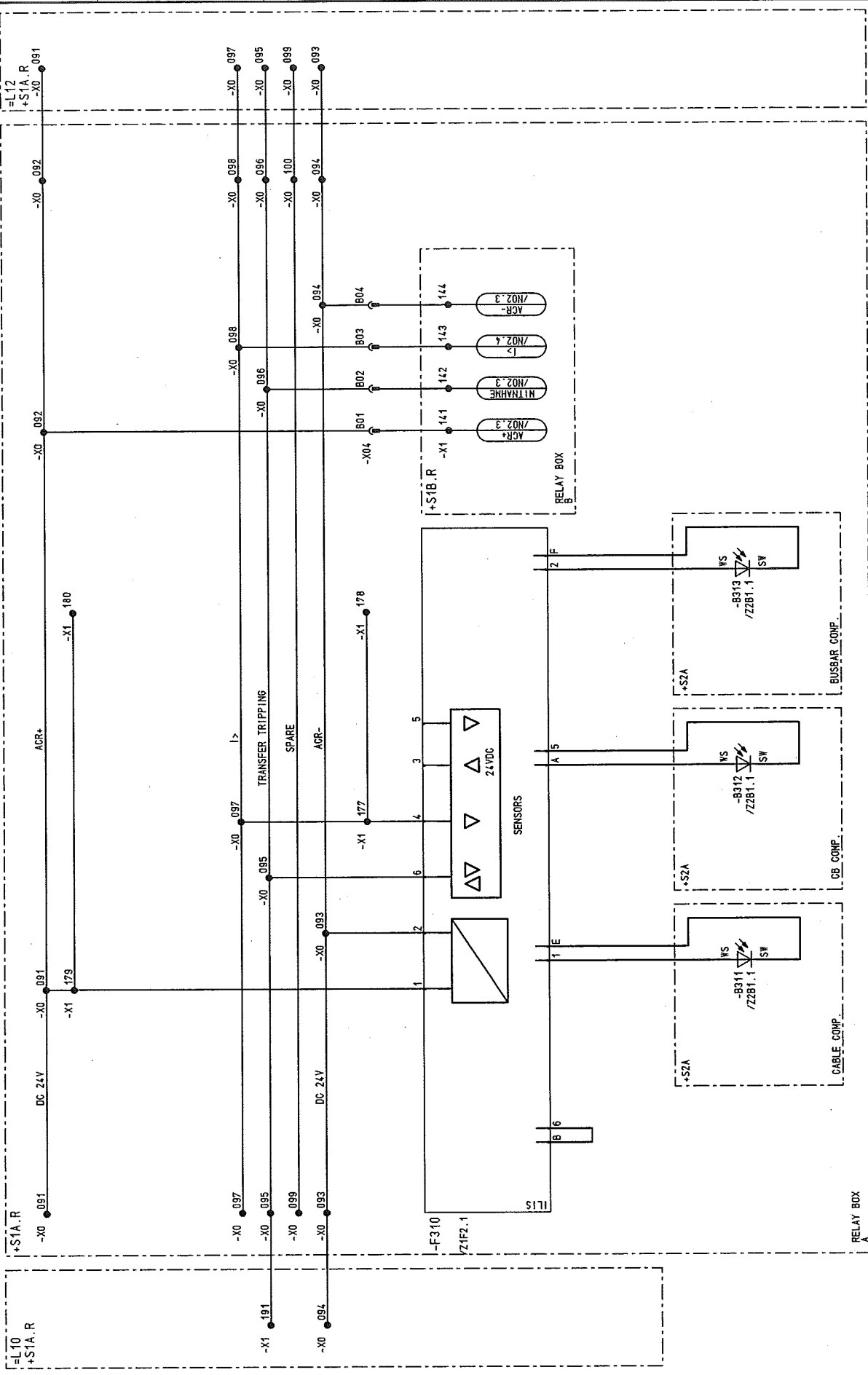


1	2	3	4	5	6	7	8
PLUG PULLED -X01							
PLUG PULLED -X02							
PLUG PULLED -X03							

D0978102 Copyright as per DIN 34 to be observed!

05.01.2007
H0115ND
NO1
ADAM

03	AS BUILT	05.12.2005	AD	Date	05.06.2005	US STEEL KOSICE/SLOVAKIA	CIRCUIT DIAGRAM	50.3023.01.A3.741.232	S=L11	/NO1
02	Fact.-Rev.	09.11.2005	AD	Drawn	ADAM	SUBSTATION T80	ARC DETECTOR			
01	Approval	20.03.2005	AD	Check	GROHMANN		PANEL			
NO.	Alteration	Date	Name	Std.	Iss. for	Iss. by				
1										
2										
3										
4										
5										
6										
7										
8										



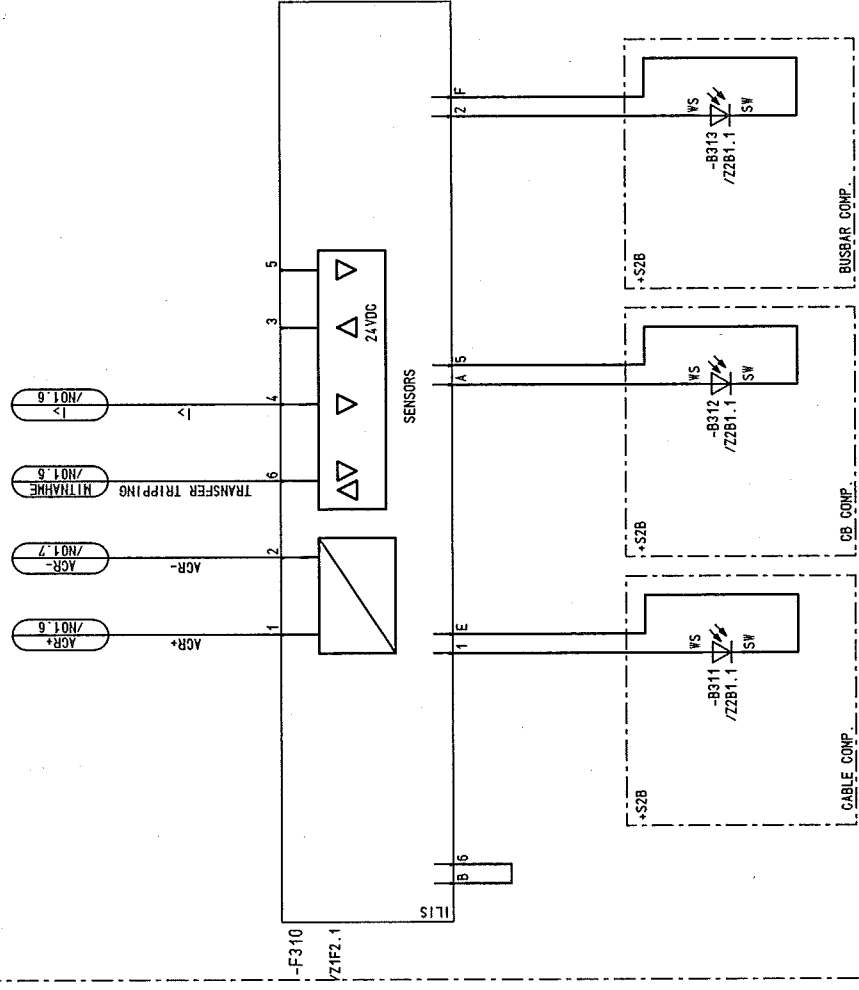
POWER SUPPLY
ARC DETECTOR

05.01.2007
H0115ND
NO1
ADAM

D00978102 Copyright as per DIN 34 to be observed

05.01.2007
H0115ND
=L1
NO2
ADAM

+L10
+S1B.R
+S1B.R

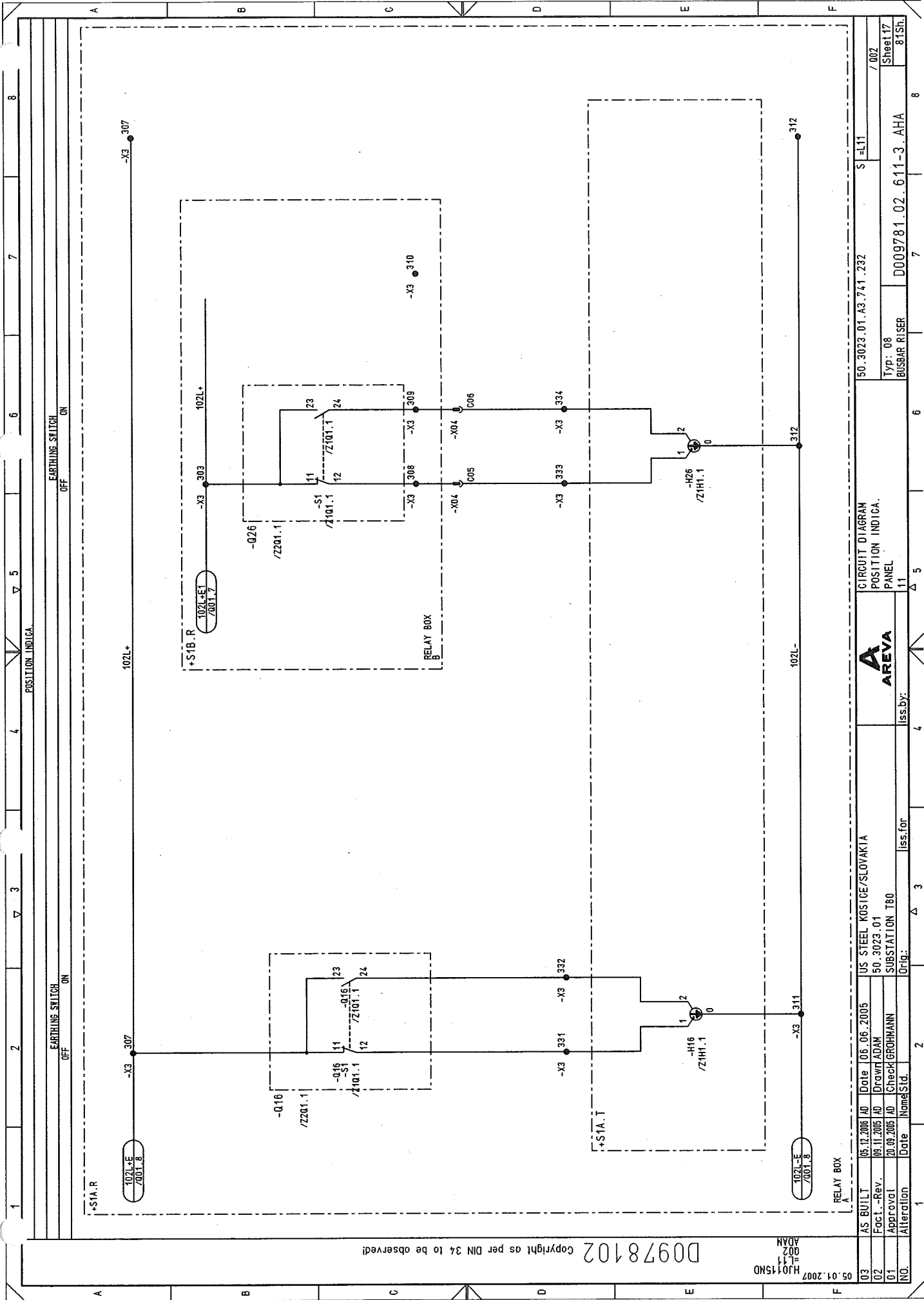


RELAY BOX
6

03	AS BUILT	05.12.2005	AD	Date	05.06.2005	US STEEL KOSICE/SLOVAKIA	CIRCUIT DIAGRAM	50.3023.01.A3.741.232	S=L11	/ NO2
02	Fact.-Rev.	09.11.2005	AD	Drawn	ADAM	50.3023.01	ARC DETECTOR			
01	Approval	20.09.2005	AD	Check	GROHMANN	SUBSTATION T80	PANEL	Typ: 08	D009781.02.611-3.AHA	Sheet 13
NO.	Alteration	Date	Name	Sid.	Iss. for	Iss. by:	11	BUSBAR RISER		81sh.







Copyright as per DIN 34 to be observed!

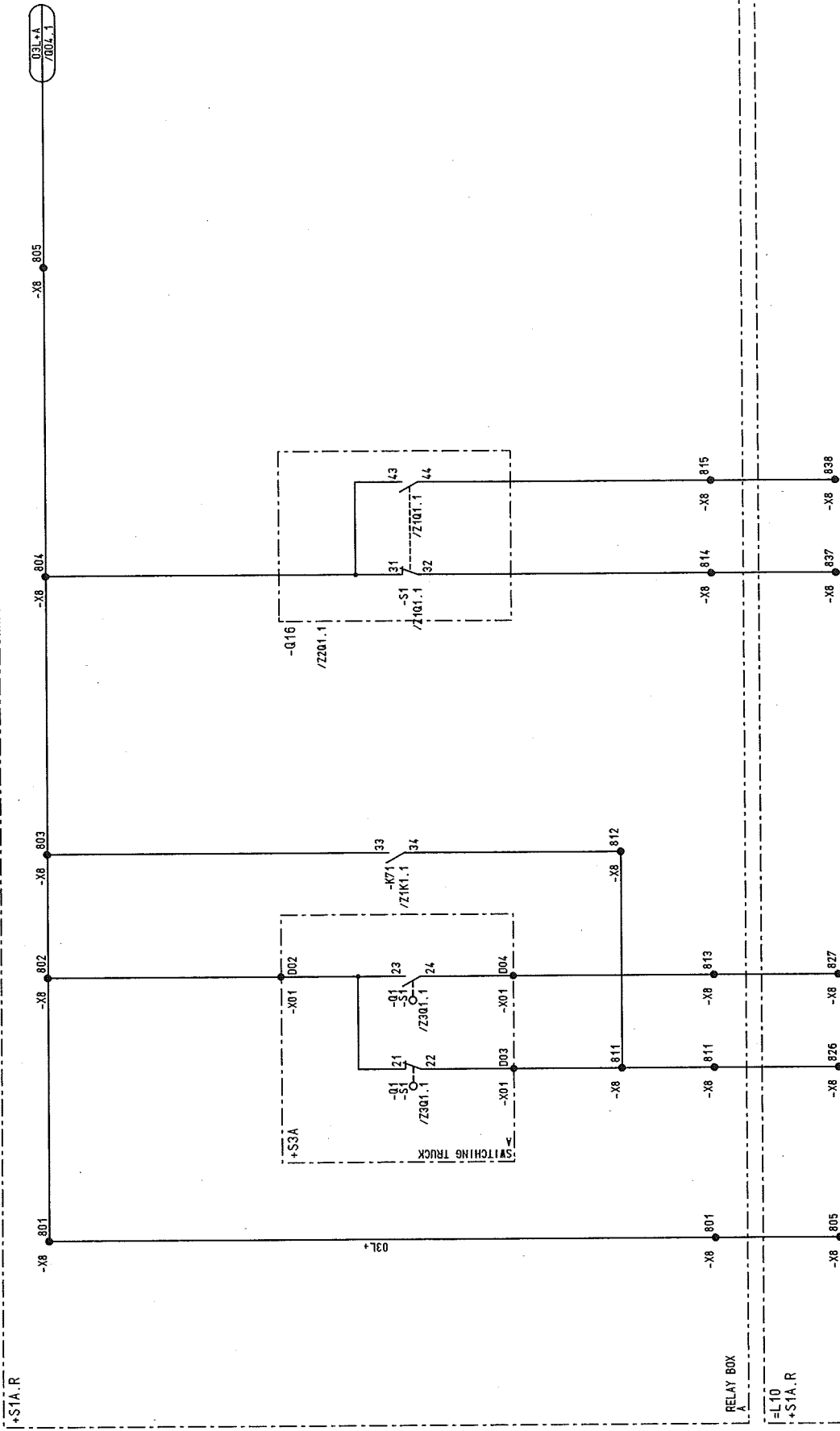
05.01.2007
HJ0115ND
=11
002
ADAM

03	AS BUILT	05.12.2005	AD	Date	06.06.2005	US STEEL KOSICE/SLOVAKIA	CIRCUIT DIAGRAM	50.3023.01.A3.741.232	S-L11	/002
02	Fact. -Rev.	06.11.2005	AD	Drawn	ADAM	50.3023.01	POSITION INDICA.			
01	Approval	20.09.2005	AD	Check	BROHMANN	SUBSTATION T80	PANEL			
NO.	Alteration	Date	Named	Std.	Iss. for	Onq.	Iss. by:	D009781.02.611-3.AHA	Typ: 08	81Sh.
								BUSBAR RISER		

Copyright as per DIN 34 to be observed!

H20115ND
=11
003
ADAM

D00978102



NO.		Alteration	Date	Name/Std.	Iss. for	Iss. by:	CIRCUIT DIAGRAM INTERFACE PANEL		50.3023.01 A3.741.232		S=L11		/003		Sheet 18		81Sh.	
03	AS BUILT	06.12.2005	AD	Date	06.06.2005	US STEEL KOSICE/SLOVAKIA	AREVA		50.3023.01		S=L11		/003		Sheet 18		81Sh.	
02	Fact. -Rev.	09.11.2005	AD	Drawn	ADAM	50.3023.01	AREVA		50.3023.01		S=L11		/003		Sheet 18		81Sh.	
01	Approval	20.09.2005	AD	Check	GROHMANN	SUBSTATION T80	AREVA		50.3023.01		S=L11		/003		Sheet 18		81Sh.	
00	Alteration						AREVA		50.3023.01		S=L11		/003		Sheet 18		81Sh.	

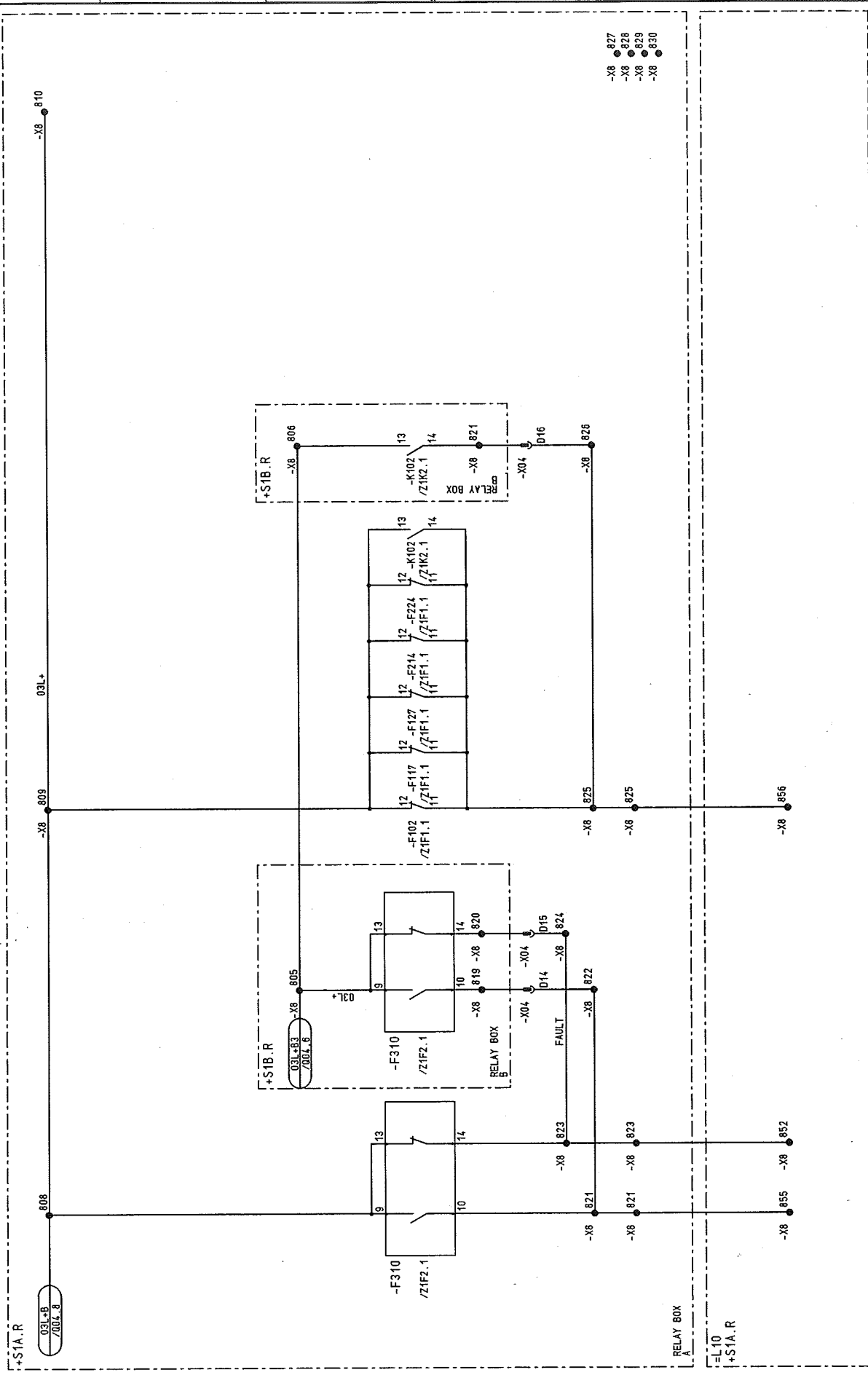


Copyright as per DIN 34 to be observed!

D0978102

05.01.2007
H10115ND
ADAM
007

03	AS BUILT	06.12.2006	AD	Date	06.06.2005	US STEEL KOSICE/SLOVAKIA	CIRCUIT DIAGRAM	50.3023.01.A3.741.232	S1=L11	/ 007
02	Fact.-Rev.	09.11.2005	AD	Drawn	ADAM	50.3023.01	INTERFACE			
01	Approval	20.09.2005	AD	Check	GROHMANN	SUBSTATION T80	PANEL			
NO.	Alteration	Date	Name	Std.	Iss. by:	Iss. for	Orig.	D009781.02.611-3.AHA	Typ: 08	Sheet 20
								BUSBAR RISER		81Sh.



CIRCUIT DIAGRAM
INTERFACE
PANEL

11

50.3023.01.A3.741.232


Typ: 08

BUSBAR RISER

D009781.02.611-3.AHA

Sheet 20

81Sh.



Copyright as per DIN 34 to be observed!

D0978102

05.01.2007
HJO115ND
R01
ADAM

RELAY BOX

03		AS BUILT	05.12.2005	AD	Date	05.06.2005	US STEEL KOSICE/SLOVAKIA		CIRCUIT DIAGRAM		50.3023.01.A3.741.232		S=L11	
02		Fact. - Rev.	09.11.2005	AD	Drawn	ADAM	50.3023.01		SIGNALLING		50.3023.01.A3.741.232		S=L11	
01		Approval	20.09.2005	AD	Check	GROHMANN	SUBSTATION T80		PANEL		50.3023.01.A3.741.232		S=L11	
NO.		Alteration	Date	Name	Sid.		Iss. for		Iss. by:		D009781.02.611-3.AHA		8Tsh.	
							Orig.		11		BUSBAR RISER		8Tsh.	


Copyright as per DIN 34 to be observed!

05.01.2007
H10115ND
=L11
T01
ADAM

D00978102

03	AS BUILT	05.12.2005	AD	Date	06.06.2005	US STEEL KOSTICE/SLOVAKIA	CIRCUIT DIAGRAM	50.3023.01.A3.741.232	S=L11	/ T01
02	Fact. -Rev.	09.11.2005	AD	Drawn	ADAM	50.3023.01	VOLTAGE TRANSF.			Sheet 22
01	Approval	20.06.2005	AD	Check	BROHMANN	SUBSTATION T80	PANEL	Typ: 08		81Sh.
NO.	Alteration	Date	Name	Std.	Iss. for	Iss. by:	11	D009781.02.611-3.AHA	BUSBAR RISER	

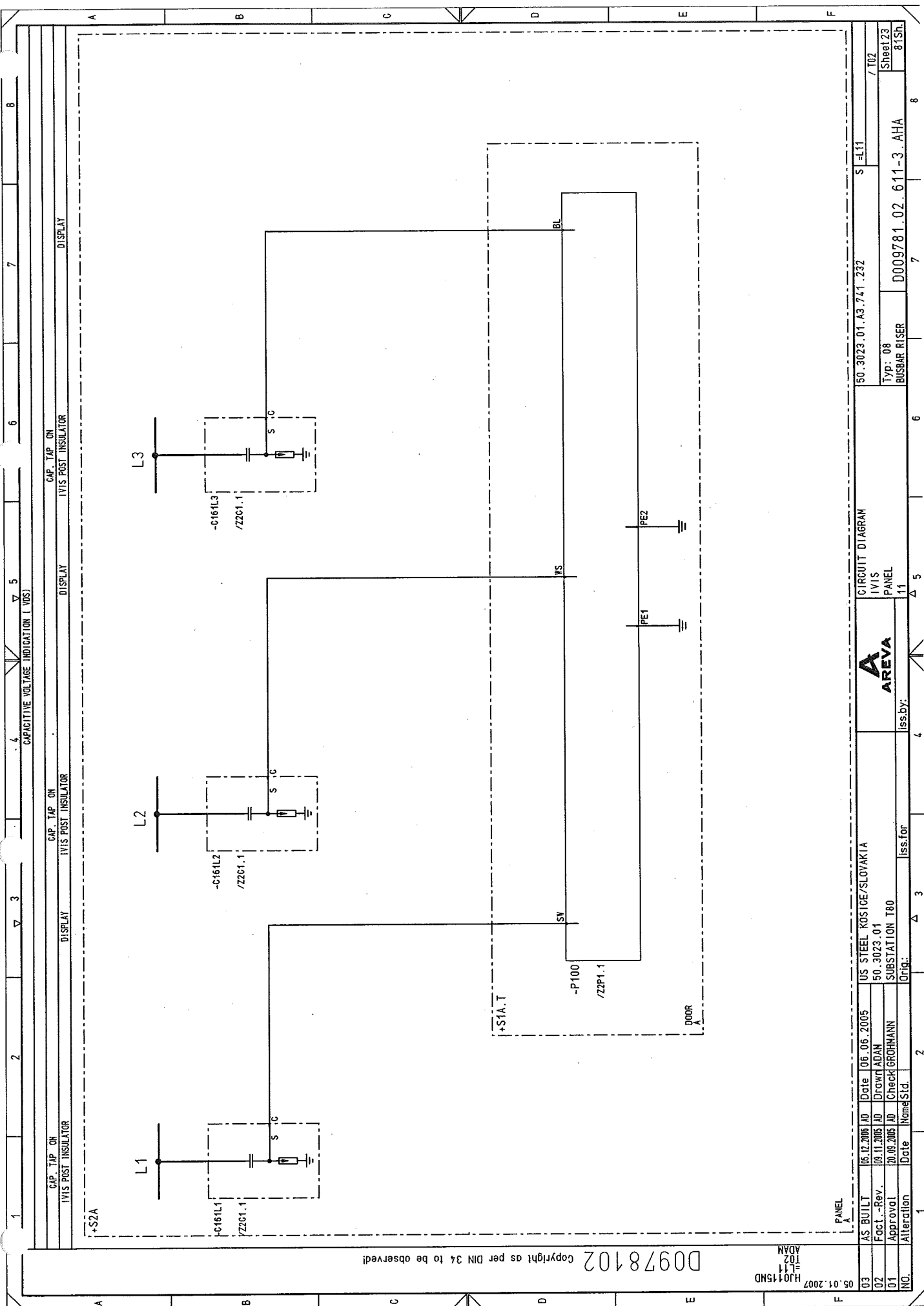
RELAY BOX



=L13
+S1A.R

+S1A.R

VOLTAGE TRANSF.



NO.		Alteration	Date	Name	Std.	Iss. for	Iss. by:	CIRCUIT DIAGRAM		50.3023.01.A3.741.232		S=L11		/T02		Sheet 23		8TSh.	
03	AS BUILT	06.12.2005	AD	06.05.2005	US STEEL KOSICE/SLOVAKIA			CIRCUIT DIAGRAM		50.3023.01.A3.741.232		S=L11		/T02		Sheet 23		8TSh.	
02	Fact. - Rev.	09.11.2005	AD	Drawn	ADAN			CIRCUIT DIAGRAM		50.3023.01.A3.741.232		S=L11		/T02		Sheet 23		8TSh.	
01	Approval	20.09.2005	AD	Check	GROHMANN			CIRCUIT DIAGRAM		50.3023.01.A3.741.232		S=L11		/T02		Sheet 23		8TSh.	
00	Alteration							CIRCUIT DIAGRAM		50.3023.01.A3.741.232		S=L11		/T02		Sheet 23		8TSh.	

Copyright as per DIN 34 to be observed

D0978102

05.01.2007

H10115ND

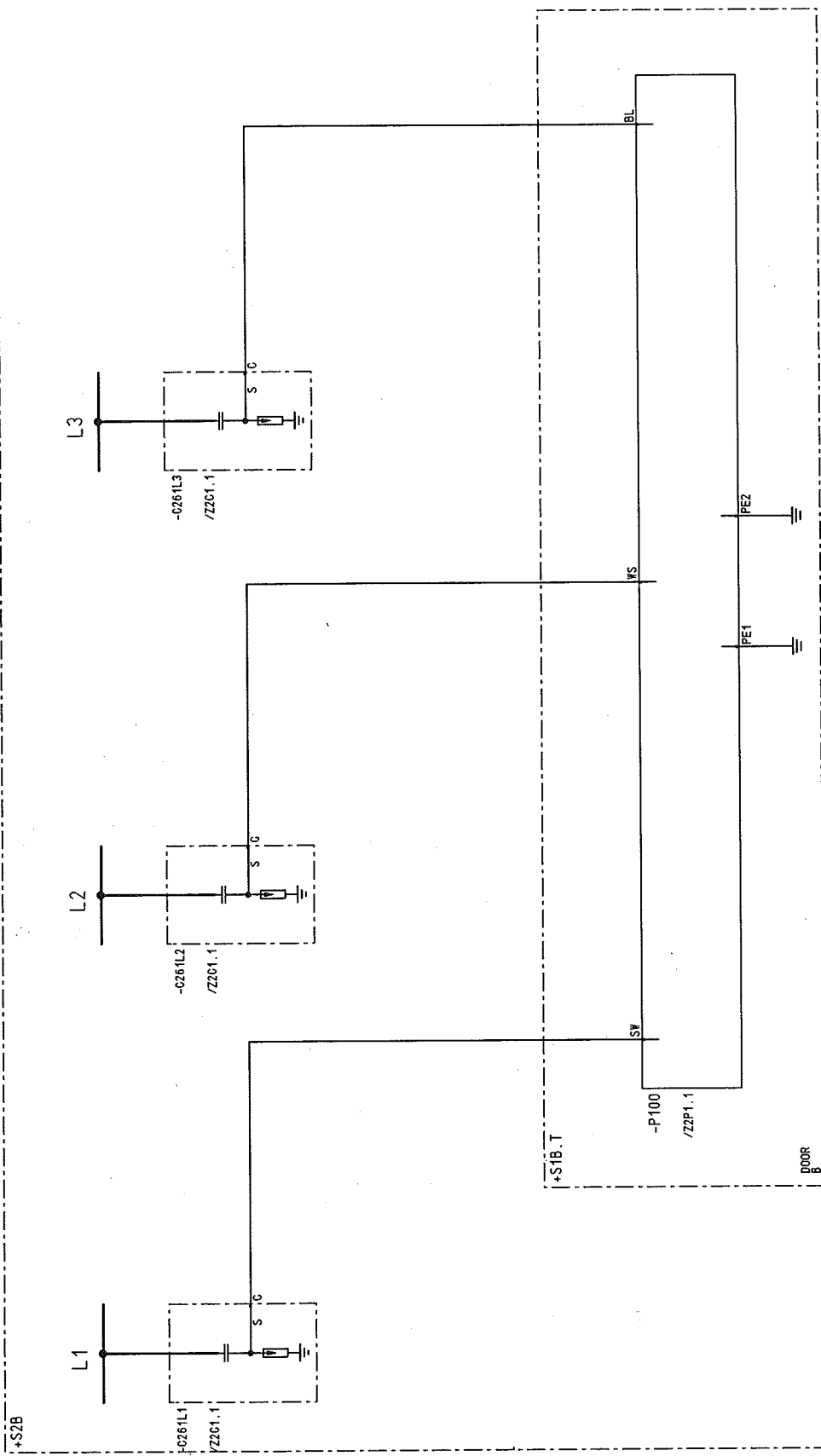
L11

ADAN

D0978102 Copyright as per DIN 34 to be observed!

H0115MD
T04
ADAM

PANEL B

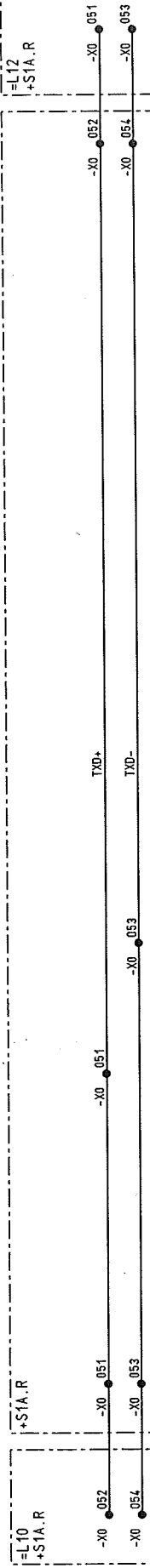


B										50.3023.01.A3.741.232										S=L11										/T04									
AS BUILT										US STEEL KOSICE/SLOVAKIA										CIRCUIT DIAGRAM																			
05.12.2005 AD										Date 05.06.2005										IVIS																			
09.11.2005 AD										Drawn ADAM										50.3023.01																			
Fact. - Rev.																				SUBSTATION T80																			
Approval AD										Check GROHMANN										PANEL																			
Alteration										Name: Std										Iss by:																			
Date										Date										Iss for																			
Name										Name: Std										Iss by:																			
Std										Std										Iss for																			
Iss by:										Iss by:										Iss by:																			
Iss for										Iss for										Iss for																			
Iss by:										Iss by:										Iss by:																			
Iss for										Iss for										Iss for																			
Iss by:										Iss by:										Iss by:																			
Iss for										Iss for										Iss for																			
Iss by:										Iss by:										Iss by:																			
Iss for										Iss for										Iss for																			
Iss by:										Iss by:										Iss by:																			
Iss for										Iss for										Iss for																			
Iss by:										Iss by:										Iss by:																			
Iss for										Iss for										Iss for																			
Iss by:										Iss by:										Iss by:																			
Iss for										Iss for										Iss for																			
Iss by:										Iss by:										Iss by:																			
Iss for										Iss for										Iss for																			
Iss by:										Iss by:										Iss by:																			
Iss for										Iss for										Iss for																			
Iss by:										Iss by:										Iss by:																			
Iss for										Iss for										Iss for																			
Iss by:										Iss by:										Iss by:																			
Iss for										Iss for										Iss for																			
Iss by:										Iss by:										Iss by:																			
Iss for										Iss for										Iss for																			
Iss by:										Iss by:										Iss by:																			
Iss for										Iss for										Iss for																			
Iss by:										Iss by:										Iss by:																			
Iss for										Iss for										Iss for																			
Iss by:										Iss by:										Iss by:																			
Iss for										Iss for										Iss for																			
Iss by:										Iss by:										Iss by:																			
Iss for										Iss for										Iss for																			
Iss by:										Iss by:										Iss by:																			
Iss for										Iss for										Iss for																			
Iss by:										Iss by:										Iss by:																			
Iss for										Iss for										Iss for																			
Iss by:										Iss by:										Iss by:																			
Iss for										Iss for										Iss for																			
Iss by:										Iss by:										Iss by:																			
Iss for										Iss for										Iss for																			
Iss by:										Iss by:										Iss by:																			
Iss for										Iss for										Iss for																			
Iss by:										Iss by:										Iss by:																			
Iss for										Iss for										Iss for																			
Iss by:										Iss by:										Iss by:																			
Iss for										Iss for										Iss for																			
Iss by:										Iss by:										Iss by:																			
Iss for										Iss for										Iss for																			
Iss by:										Iss by:										Iss by:																			
Iss for										Iss for										Iss for																			
Iss by:										Iss by:										Iss by:																			
Iss for										Iss for										Iss for																			
Iss by:										Iss by:										Iss by:																			
Iss for										Iss for										Iss for																			
Iss by:										Iss by:										Iss by:																			
Iss for										Iss for										Iss for																			
Iss by:										Iss by:										Iss by:																			
Iss for										Iss for										Iss for																			
Iss by:										Iss by:										Iss by:																			
Iss for										Iss for										Iss for																			
Iss by:										Iss by:										Iss by:																			
Iss for										Iss for										Iss for																			
Iss by:										Iss by:										Iss by:																			
Iss for										Iss for										Iss for																			
Iss by:										Iss by:										Iss by:																			
Iss for										Iss for										Iss for																			
Iss by:										Iss by:										Iss by:																			
Iss for										Iss for										Iss for																			
Iss by:										Iss by:										Iss by:																			
Iss for										Iss for										Iss for																			
Iss by:										Iss by:										Iss by:																			
Iss for										Iss for										Iss for																			
Iss by:										Iss by:										Iss by:																			
Iss for										Iss for										Iss for																			
Iss by:										Iss by:										Iss by:																			
Iss for										Iss for										Iss for																			
Iss by:										Iss by:										Iss by:																			
Iss for										Iss for										Iss for																			
Iss by:										Iss by:										Iss by:																			
Iss for										Iss for										Iss for																			
Iss by:										Iss by:										Iss by:																			
Iss for										Iss for										Iss for																			
Iss by:										Iss by:										Iss by:																			
Iss for										Iss for										Iss for																			
Iss by:										Iss by:										Iss by:																			
Iss for										Iss for										Iss for																			
Iss by:										Iss by:										Iss by:																			
Iss for										Iss for										Iss for																			
Iss by:										Iss by:										Iss by:																			
Iss for										Iss for										Iss for																			
Iss by:										Iss by:										Iss by:																			
Iss for										Iss for										Iss for																			
Iss by:										Iss by:										Iss by:																			
Iss for										Iss for										Iss for																			

Copyright as per DIN 34 to be observed!

D0978102

05.01.2007
HJ0115MD
L11
X01
ADAM



03	AS BUILT	06.12.2005	AD	Date	06.06.2005	US STEEL KOSICE/SLOVAKIA	CIRCUIT DIAGRAM	50.3023.01.A3.741.232	S1=L11	/ X01
02	Fact -Rev.	08.11.2005	AD	Drawn	ADAM	50.3023.01	AX PE-BUS	Typ: 08	BUSBAR RISER	Sheet 29
01	Approval	20.09.2005	AD	Check	GROHMANN	SUBSTATION T80	PANEL	11	D009781.02.611-3.AHA	8TSh.
NO.	Alteration	Date	Name	Std.	Iss. for	Iss. by:	11	6	7	8

[illegible]

Copyright as per DIN 34 to be observed!

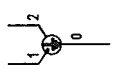
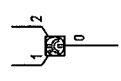
--	--	--	--	--	--	--	--	--	--	--	--	--	--	--	--	--	--	--	--	--	--	--	--	--	--	--	--	--	--	--	--	--	--	--	--	--	--	--	--	--	--	--	--	--	--	--	--	--	--	--	--	--	--	--	--	--	--	--	--	--	--	--	--	--	--	--	--	--	--	--	--	--	--	--	--	--	--	--	--	--	--	--	--	--	--	--	--	--	--	--	--	--	--	--	--	--	--	--	--	--	--	--	--	--	--	--	--	--	--	--	--	--	--	--	--	--	--	--	--	--	--	--	--	--	--	--	--	--	--	--	--	--	--	--	--	--	--	--	--	--	--	--	--	--	--	--	--	--	--	--	--	--	--	--	--	--	--	--	--	--	--	--	--	--	--	--	--	--	--	--	--	--	--	--	--	--	--	--	--	--	--	--	--	--	--	--	--	--	--	--	--	--	--	--	--	--	--	--	--	--	--	--	--	--	--	--	--	--	--	--	--	--	--	--	--	--	--	--	--	--	--	--	--	--	--	--	--	--	--	--	--	--	--	--	--	--	--	--	--	--	--	--	--	--	--	--	--	--	--	--	--	--	--	--	--	--	--	--	--	--	--	--	--	--	--	--	--	--	--	--	--	--	--	--	--	--	--	--	--	--	--	--	--	--	--	--	--	--	--	--	--	--	--	--	--	--	--	--	--	--	--	--	--	--	--	--	--	--	--	--	--	--	--	--	--	--	--	--	--	--	--	--	--	--	--	--	--	--	--	--	--	--	--	--	--	--	--	--	--	--	--	--	--	--	--	--	--	--	--	--	--	--	--	--	--	--	--	--	--	--	--	--	--	--	--	--	--	--	--	--	--	--	--	--	--	--	--	--	--	--	--	--	--	--	--	--	--	--	--	--	--	--	--	--	--	--	--	--	--	--	--	--	--	--	--	--	--	--	--	--	--	--	--	--	--	--	--	--	--	--	--	--	--	--	--	--	--	--	--	--	--	--	--	--	--	--	--	--	--	--	--	--	--	--	--	--	--	--	--	--	--	--	--	--	--	--	--	--	--	--	--	--	--	--	--	--	--	--	--	--	--	--	--	--	--	--	--	--	--	--	--	--	--	--	--	--	--	--	--	--	--	--	--	--	--	--	--	--	--	--	--	--	--	--	--	--	--	--	--	--	--	--	--	--	--	--	--	--	--	--	--	--	--	--	--	--	--	--	--	--	--	--	--	--	--	--	--	--	--	--	--	--	--	--	--	--	--	--	--	--	--	--	--	--	--	--	--	--	--	--	--	--	--	--	--	--	--	--	--	--	--	--	--	--	--	--	--	--	--	--	--	--	--	--	--	--	--	--	--	--	--	--	--	--	--	--	--	--	--	--	--	--	--	--	--	--	--	--	--	--	--	--	--	--	--	--	--	--	--	--	--	--	--	--	--	--	--	--	--	--	--	--	--	--	--	--	--	--	--	--	--	--	--	--	--	--	--	--	--	--	--	--	--	--	--	--	--	--	--	--	--	--	--	--	--	--	--	--	--	--	--	--	--	--	--	--	--	--	--	--	--	--	--	--	--	--	--	--	--	--	--	--	--	--	--	--	--	--	--	--	--	--	--	--	--	--	--	--	--	--	--	--	--	--	--	--	--	--	--	--	--	--	--	--	--	--	--	--	--	--	--	--	--	--	--	--	--	--	--	--	--	--	--	--	--	--	--	--	--	--	--	--	--	--	--	--	--	--	--	--	--	--	--	--	--	--	--	--	--	--	--	--	--	--	--	--	--	--	--	--	--	--	--	--	--	--	--	--	--	--	--	--	--	--	--	--	--	--	--	--	--	--	--	--	--	--	--	--	--	--	--	--	--	--	--	--	--	--	--	--	--	--	--	--	--	--	--	--	--	--	--	--	--	--	--	--	--	--	--	--	--	--	--	--	--	--	--	--	--	--	--	--	--	--	--	--	--	--	--	--	--	--	--	--	--	--	--	--	--	--	--	--	--	--	--	--	--	--	--	--	--	--	--	--	--	--	--	--	--	--	--	--	--	--	--	--	--	--	--	--	--	--	--	--	--	--	--	--	--	--	--	--	--	--	--	--	--	--	--	--	--	--	--	--	--	--	--	--	--	--	--	--	--	--	--	--	--	--	--	--	--	--	--	--	--	--	--	--	--	--	--	--	--	--	--	--	--	--	--	--	--	--	--	--	--	--	--	--	--	--	--	--	--	--	--	--	--	--	--	--	--	--	--	--	--	--	--	--	--	--	--	--	--	--	--	--	--	--	--	--	--	--	--	--	--	--	--	--	--	--	--	--	--	--	--	--	--	--	--	--	--	--	--	--	--	--	--	--	--	--	--	--	--	--	--	--	--	--	--	--	--	--	--	--	--	--	--	--	--	--	--	--	--	--	--	--	--	--	--	--	--	--	--	--	--	--	--	--	--	--	--	--	--	--	--	--	--	--	--	--	--	--	--	--	--	--	--	--	--	--	--	--	--	--	--	--	--	--	--	--	--	--	--	--	--	--	--	--	--	--	--	--	--	--	--	--	--	--	--	--	--	--	--	--	--	--	--	--	--	--	--	--	--	--	--	--	--	--	--	--	--	--	--	--	--	--	--	--	--	--	--	--	--	--	--	--	--	--	--	--	--	--	--	--	--	--	--	--	--	--	--	--	--	--	--	--	--	--	--	--	--	--	--	--	--	--	--	--	--	--	--	--	--	--	--	--	--	--	--	--	--	--	--	--	--	--	--	--	--	--	--	--	--	--	--	--	--	--	--	--	--	--	--	--	--	--	--	--	--	--	--	--	--	--	--	--	--	--	--	--	--	--	--	--	--	--	--	--	--	--	--	--	--	--	--	--	--	--	--	--	--	--	--	--	--	--	--	--	--	--	--	--	--	--	--	--	--	--	--	--	--	--	--	--	--	--	--	--	--	--	--	--	--	--	--	--	--	--	--	--	--	--	--	--	--	--	--	--	--	--	--	--	--	--	--	--	--	--	--	--	--	--	--	--	--	--	--	--	--	--	--	--	--	--	--	--	--	--	--	--	--	--	--	--	--	--	--	--	--	--	--	--	--	--	--	--	--	--	--	--	--	--	--	--	--	--	--	--	--	--	--	--	--	--	--	--	--	--	--	--	--	--	--	--	--	--	--	--	--	--	--	--

Copyright as per DIN 34 to be observed!

05.01.2007
H20115MD
ZHL
ADAM

03	AS BUILT	06.12.2005	AD	Date	06.06.2005	US STEEL KOSICE/SLOVAKIA	50.3023.01	LIST OF EQUIPMENT	50.3023.01.A3.741.232	S=L11	8
02	Fact. -Rev.	09.11.2005	AD	Drawn	ADAM	50.3023.01					
01	Approval	20.08.2005	AD	Check	GROHMANN	SUBSTATION T80					
NO.	Alteration	Date	Name	Std.	Org.	Iss. for	Iss. by:	PANEL	Typ: 08	Typ: 08	8
								11	BUSBAR RISER	D009781.02.611-3.AHA	7

1	2	3	4	5	6	7	8
DESCRIPTION, DESIGN, TECHNICAL DATA APPLICATION	SETTINGS	MANUFACTURER, TYPE, ORDERING DATA MOUNTING	APPA. DESIG.	APPARATUS SYMBOL, DIAGRAM REFERENCE TO INDIVIDUAL TREATMENT	(CIRCUIT DIAGRAM, SHEET NO., CIRCUIT NO.)	WITH REFERENCES TO DETAILS	REMARK
2	STELLUNGSMELDER RUECKMELDER	MANUF.: BRESSNO PO NO.: EST-L-1746-08-231-21 SCHALTWAGEN	TYPE EST-L				
	TECHNICAL COMPONENTS	TYP					
		: 220VAC/220VDC					
	APPLICATION	SETTINGS	MOUNTING	BTN IDENTIFIER			
	SWITCHING TRUCK	SERVICE POS. TEST POS.	+SIA.T	-H011	/001.3		
	SWITCHING TRUCK	SERVICE POS. TEST POS.	+SIA.T	-H021	/001.6		
2	STELLUNGSMELDER RUECKMELDER	MANUF.: BRESSNO PO NO.: EST-L-1746-08-131-21 ERDER	TYPE EST-L				
	TECHNICAL COMPONENTS	TYP					
		: 220VAC/220VDC					
	APPLICATION	SETTINGS	MOUNTING	BTN IDENTIFIER			
	EARTHING SWITCH	OFF/ON	+SIA.T	-H26	/002.6		
	EARTHING SWITCH	OFF/ON	+SIA.T	-H16	/002.2		



HJ0115ND
=L11
Z1K1
ADAN

1	2	3	4	5	6	7	8	
STOCK-TITY	DESCRIPTION, DESIGN, TECHNICAL DATA	SETTINGS	MANUFACTURER, TYPE, ORDERING DATA	APPARATUS SYMBOL DIAGRAM	WITH REFERENCES TO DETAILS			REMARK
4	AUXILIARY CONTACTOR	MANUF.: Schneider Electric PO NO.: CA3-KN31 MD3	TYPE CA3-KN31 MD3	REFERENCE TO INDIVIDUAL TREATMENT (CIRCUIT DIAGRAM, SHEET NO., CIRCUIT NO.)				
RATED VOLTAGE : 220VDC TECHNICAL COMPONENTS : TYP : ORDER NO :								
APPLICATION	SETTINGS	MOUNTING	BIN IDENTIFIER					
	*S1A.R		-K71					
	*S1A.R		-K72					
BUSBAR EARTH	RELEASE		-K16					
BUSBAR EARTH	RELEASE		-K26					

Copyright as per DIN 34 to be observed!

05.01.2007
H0115MD
Z1K2
ADAN

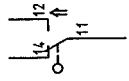
1	2	3	4	5	6	7	8
DESCRIPTION, DESIGN, TECHNICAL DATA APPLICATION	MANUFACTURER, TYPE, ORDERING DATA SETTINGS	MANUFACTURER, TYPE, ORDERING DATA MOUNTING	MANUFACTURER, TYPE, ORDERING DATA APPA. DESIG.	APPARATUS SYMBOL DIAGRAM REFERENCE TO INDIVIDUAL TREATMENT (CIRCUIT DIAGRAM, SHEET NO., CIRCUIT NO.)			
2	TIME RELAY MANUF.: SCHIELE PO NO.: RUECKFALLVERZOEGERT 30MIN VOLTAGE : 230V AC TECHNICAL COMPONENTS	TYPE NFS MOUNTING : +S1A.R +S1B.R	TYPE NFS MOUNTING : +S1A.R +S1B.R				
2	AUXILIARY RELAY MANUF.: TELEMECANIQUE PO NO.: 0/S/W 01/05/00 AUXILIARY VOLTAGE : 230V AC TECHNICAL COMPONENTS	TYPE LC1 DT20 20P7 MOUNTING : +S1A.R +S1B.R	TYPE LC1 DT20 20P7 MOUNTING : +S1A.R +S1B.R				
2	AUXILIARY RELAY MANUF.: SCHNEIDER PO NO.: 3S/10E AUXILIARY VOLTAGE : 230V AC TECHNICAL COMPONENTS	TYPE CA2-KN31 P72 MOUNTING : +S1A.R +S1B.R	TYPE CA2-KN31 P72 MOUNTING : +S1A.R +S1B.R				
2	AUXILIARY RELAY MANUF.: SCHNEIDER PO NO.: 3S/10E AUXILIARY VOLTAGE : 230V AC TECHNICAL COMPONENTS	TYPE CA2-KN31 P72 MOUNTING : +S1A.R +S1B.R	TYPE CA2-KN31 P72 MOUNTING : +S1A.R +S1B.R				
2	AUXILIARY RELAY MANUF.: SCHNEIDER PO NO.: 3S/10E AUXILIARY VOLTAGE : 230V AC TECHNICAL COMPONENTS	TYPE CA2-KN31 P72 MOUNTING : +S1A.R +S1B.R	TYPE CA2-KN31 P72 MOUNTING : +S1A.R +S1B.R				
2	AUXILIARY RELAY MANUF.: SCHNEIDER PO NO.: 3S/10E AUXILIARY VOLTAGE : 230V AC TECHNICAL COMPONENTS	TYPE CA2-KN31 P72 MOUNTING : +S1A.R +S1B.R	TYPE CA2-KN31 P72 MOUNTING : +S1A.R +S1B.R				
2	AUXILIARY RELAY MANUF.: SCHNEIDER PO NO.: 3S/10E AUXILIARY VOLTAGE : 230V AC TECHNICAL COMPONENTS	TYPE CA2-KN31 P72 MOUNTING : +S1A.R +S1B.R	TYPE CA2-KN31 P72 MOUNTING : +S1A.R +S1B.R				
2	AUXILIARY RELAY MANUF.: SCHNEIDER PO NO.: 3S/10E AUXILIARY VOLTAGE : 230V AC TECHNICAL COMPONENTS	TYPE CA2-KN31 P72 MOUNTING : +S1A.R +S1B.R	TYPE CA2-KN31 P72 MOUNTING : +S1A.R +S1B.R				
2	AUXILIARY RELAY MANUF.: SCHNEIDER PO NO.: 3S/10E AUXILIARY VOLTAGE : 230V AC TECHNICAL COMPONENTS	TYPE CA2-KN31 P72 MOUNTING : +S1A.R +S1B.R	TYPE CA2-KN31 P72 MOUNTING : +S1A.R +S1B.R				
2	AUXILIARY RELAY MANUF.: SCHNEIDER PO NO.: 3S/10E AUXILIARY VOLTAGE : 230V AC TECHNICAL COMPONENTS	TYPE CA2-KN31 P72 MOUNTING : +S1A.R +S1B.R	TYPE CA2-KN31 P72 MOUNTING : +S1A.R +S1B.R				
2	AUXILIARY RELAY MANUF.: SCHNEIDER PO NO.: 3S/10E AUXILIARY VOLTAGE : 230V AC TECHNICAL COMPONENTS	TYPE CA2-KN31 P72 MOUNTING : +S1A.R +S1B.R	TYPE CA2-KN31 P72 MOUNTING : +S1A.R +S1B.R				
2	AUXILIARY RELAY MANUF.: SCHNEIDER PO NO.: 3S/10E AUXILIARY VOLTAGE : 230V AC TECHNICAL COMPONENTS	TYPE CA2-KN31 P72 MOUNTING : +S1A.R +S1B.R	TYPE CA2-KN31 P72 MOUNTING : +S1A.R +S1B.R				
2	AUXILIARY RELAY MANUF.: SCHNEIDER PO NO.: 3S/10E AUXILIARY VOLTAGE : 230V AC TECHNICAL COMPONENTS	TYPE CA2-KN31 P72 MOUNTING : +S1A.R +S1B.R	TYPE CA2-KN31 P72 MOUNTING : +S1A.R +S1B.R				
2	AUXILIARY RELAY MANUF.: SCHNEIDER PO NO.: 3S/10E AUXILIARY VOLTAGE : 230V AC TECHNICAL COMPONENTS	TYPE CA2-KN31 P72 MOUNTING : +S1A.R +S1B.R	TYPE CA2-KN31 P72 MOUNTING : +S1A.R +S1B.R				
2	AUXILIARY RELAY MANUF.: SCHNEIDER PO NO.: 3S/10E AUXILIARY VOLTAGE : 230V AC TECHNICAL COMPONENTS	TYPE CA2-KN31 P72 MOUNTING : +S1A.R +S1B.R	TYPE CA2-KN31 P72 MOUNTING : +S1A.R +S1B.R				
2	AUXILIARY RELAY MANUF.: SCHNEIDER PO NO.: 3S/10E AUXILIARY VOLTAGE : 230V AC TECHNICAL COMPONENTS	TYPE CA2-KN31 P72 MOUNTING : +S1A.R +S1B.R	TYPE CA2-KN31 P72 MOUNTING : +S1A.R +S1B.R				
2	AUXILIARY RELAY MANUF.: SCHNEIDER PO NO.: 3S/10E AUXILIARY VOLTAGE : 230V AC TECHNICAL COMPONENTS	TYPE CA2-KN31 P72 MOUNTING : +S1A.R +S1B.R	TYPE CA2-KN31 P72 MOUNTING : +S1A.R +S1B.R				
2	AUXILIARY RELAY MANUF.: SCHNEIDER PO NO.: 3S/10E AUXILIARY VOLTAGE : 230V AC TECHNICAL COMPONENTS	TYPE CA2-KN31 P72 MOUNTING : +S1A.R +S1B.R	TYPE CA2-KN31 P72 MOUNTING : +S1A.R +S1B.R				
2	AUXILIARY RELAY MANUF.: SCHNEIDER PO NO.: 3S/10E AUXILIARY VOLTAGE : 230V AC TECHNICAL COMPONENTS	TYPE CA2-KN31 P72 MOUNTING : +S1A.R +S1B.R	TYPE CA2-KN31 P72 MOUNTING : +S1A.R +S1B.R				
2	AUXILIARY RELAY MANUF.: SCHNEIDER PO NO.: 3S/10E AUXILIARY VOLTAGE : 230V AC TECHNICAL COMPONENTS	TYPE CA2-KN31 P72 MOUNTING : +S1A.R +S1B.R	TYPE CA2-KN31 P72 MOUNTING : +S1A.R +S1B.R				
2	AUXILIARY RELAY MANUF.: SCHNEIDER PO NO.: 3S/10E AUXILIARY VOLTAGE : 230V AC TECHNICAL COMPONENTS	TYPE CA2-KN31 P72 MOUNTING : +S1A.R +S1B.R	TYPE CA2-KN31 P72 MOUNTING : +S1A.R +S1B.R				
2	AUXILIARY RELAY MANUF.: SCHNEIDER PO NO.: 3S/10E AUXILIARY VOLTAGE : 230V AC TECHNICAL COMPONENTS	TYPE CA2-KN31 P72 MOUNTING : +S1A.R +S1B.R	TYPE CA2-KN31 P72 MOUNTING : +S1A.R +S1B.R				
2	AUXILIARY RELAY MANUF.: SCHNEIDER PO NO.: 3S/10E AUXILIARY VOLTAGE : 230V AC TECHNICAL COMPONENTS	TYPE CA2-KN31 P72 MOUNTING : +S1A.R +S1B.R	TYPE CA2-KN31 P72 MOUNTING : +S1A.R +S1B.R				
2	AUXILIARY RELAY MANUF.: SCHNEIDER PO NO.: 3S/10E AUXILIARY VOLTAGE : 230V AC TECHNICAL COMPONENTS	TYPE CA2-KN31 P72 MOUNTING : +S1A.R +S1B.R	TYPE CA2-KN31 P72 MOUNTING : +S1A.R +S1B.R				
2	AUXILIARY RELAY MANUF.: SCHNEIDER PO NO.: 3S/10E AUXILIARY VOLTAGE : 230V AC TECHNICAL COMPONENTS	TYPE CA2-KN31 P72 MOUNTING : +S1A.R +S1B.R	TYPE CA2-KN31 P72 MOUNTING : +S1A.R +S1B.R				
2	AUXILIARY RELAY MANUF.: SCHNEIDER PO NO.: 3S/10E AUXILIARY VOLTAGE : 230V AC TECHNICAL COMPONENTS	TYPE CA2-KN31 P72 MOUNTING : +S1A.R +S1B.R	TYPE CA2-KN31 P72 MOUNTING : +S1A.R +S1B.R				
2	AUXILIARY RELAY MANUF.: SCHNEIDER PO NO.: 3S/10E AUXILIARY VOLTAGE : 230V AC TECHNICAL COMPONENTS	TYPE CA2-KN31 P72 MOUNTING : +S1A.R +S1B.R	TYPE CA2-KN31 P72 MOUNTING : +S1A.R +S1B.R				
2	AUXILIARY RELAY MANUF.: SCHNEIDER PO NO.: 3S/10E AUXILIARY VOLTAGE : 230V AC TECHNICAL COMPONENTS	TYPE CA2-KN31 P72 MOUNTING : +S1A.R +S1B.R	TYPE CA2-KN31 P72 MOUNTING : +S1A.R +S1B.R				
2	AUXILIARY RELAY MANUF.: SCHNEIDER PO NO.: 3S/10E AUXILIARY VOLTAGE : 230V AC TECHNICAL COMPONENTS	TYPE CA2-KN31 P72 MOUNTING : +S1A.R +S1B.R	TYPE CA2-KN31 P72 MOUNTING : +S1A.R +S1B.R				
2	AUXILIARY RELAY MANUF.: SCHNEIDER PO NO.: 3S/10E AUXILIARY VOLTAGE : 230V AC TECHNICAL COMPONENTS	TYPE CA2-KN31 P72 MOUNTING : +S1A.R +S1B.R	TYPE CA2-KN31 P72 MOUNTING : +S1A.R +S1B.R				
2	AUXILIARY RELAY MANUF.: SCHNEIDER PO NO.: 3S/10E AUXILIARY VOLTAGE : 230V AC TECHNICAL COMPONENTS	TYPE CA2-KN31 P72 MOUNTING : +S1A.R +S1B.R	TYPE CA2-KN31 P72 MOUNTING : +S1A.R +S1B.R				
2	AUXILIARY RELAY MANUF.: SCHNEIDER PO NO.: 3S/10E AUXILIARY VOLTAGE : 230V AC TECHNICAL COMPONENTS	TYPE CA2-KN31 P72 MOUNTING : +S1A.R +S1B.R	TYPE CA2-KN31 P72 MOUNTING : +S1A.R +S1B.R				
2	AUXILIARY RELAY MANUF.: SCHNEIDER PO NO.: 3S/10E AUXILIARY VOLTAGE : 230V AC TECHNICAL COMPONENTS	TYPE CA2-KN31 P72 MOUNTING : +S1A.R +S1B.R	TYPE CA2-KN31 P72 MOUNTING : +S1A.R +S1B.R				
2	AUXILIARY RELAY MANUF.: SCHNEIDER PO NO.: 3S/10E AUXILIARY VOLTAGE : 230V AC TECHNICAL COMPONENTS	TYPE CA2-KN31 P72 MOUNTING : +S1A.R +S1B.R	TYPE CA2-KN31 P72 MOUNTING : +S1A.R +S1B.R				
2	AUXILIARY RELAY MANUF.: SCHNEIDER PO NO.: 3S/10E AUXILIARY VOLTAGE : 230V AC TECHNICAL COMPONENTS	TYPE CA2-KN31 P72 MOUNTING : +S1A.R +S1B.R	TYPE CA2-KN31 P72 MOUNTING : +S1A.R +S1B.R				
2	AUXILIARY RELAY MANUF.: SCHNEIDER PO NO.: 3S/10E AUXILIARY VOLTAGE : 230V AC TECHNICAL COMPONENTS	TYPE CA2-KN31 P72 MOUNTING : +S1A.R +S1B.R	TYPE CA2-KN31 P72 MOUNTING : +S1A.R +S1B.R				
2	AUXILIARY RELAY MANUF.: SCHNEIDER PO NO.: 3S/10E AUXILIARY VOLTAGE : 230V AC TECHNICAL COMPONENTS	TYPE CA2-KN31 P72 MOUNTING : +S1A.R +S1B.R	TYPE CA2-KN31 P72 MOUNTING : +S1A.R +S1B.R				
2	AUXILIARY RELAY MANUF.: SCHNEIDER PO NO.: 3S/10E AUXILIARY VOLTAGE : 230V AC TECHNICAL COMPONENTS	TYPE CA2-KN31 P72 MOUNTING : +S1A.R +S1B.R	TYPE CA2-KN31 P72 MOUNTING : +S1A.R +S1B.R				
2	AUXILIARY RELAY MANUF.: SCHNEIDER PO NO.: 3S/10E AUXILIARY VOLTAGE : 230V AC TECHNICAL COMPONENTS	TYPE CA2-KN31 P72 MOUNTING : +S1A.R +S1B.R	TYPE CA2-KN31 P72 MOUNTING : +S1A.R +S1B.R				
2	AUXILIARY RELAY MANUF.: SCHNEIDER PO NO.: 3S/10E AUXILIARY VOLTAGE : 230V AC TECHNICAL COMPONENTS	TYPE CA2-KN31 P72 MOUNTING : +S1A.R +S1B.R	TYPE CA2-KN31 P72 MOUNTING : +S1A.R +S1B.R				
2	AUXILIARY RELAY MANUF.: SCHNEIDER PO NO.: 3S/10E AUXILIARY VOLTAGE : 230V AC TECHNICAL COMPONENTS	TYPE CA2-KN31 P72 MOUNTING : +S1A.R +S1B.R	TYPE CA2-KN31 P72 MOUNTING : +S1A.R +S1B.R				
2	AUXILIARY RELAY MANUF.: SCHNEIDER PO NO.: 3S/10E AUXILIARY VOLTAGE : 230V AC TECHNICAL COMPONENTS	TYPE CA2-KN31 P72 MOUNTING : +S1A.R +S1B.R	TYPE CA2-KN31 P72 MOUNTING : +S1A.R +S1B.R				
2	AUXILIARY RELAY MANUF.: SCHNEIDER PO NO.: 3S/10E AUXILIARY VOLTAGE : 230V AC TECHNICAL COMPONENTS	TYPE CA2-KN31 P72 MOUNTING : +S1A.R +S1B.R	TYPE CA2-KN31 P72 MOUNTING : +S1A.R +S1B.R				
2	AUXILIARY RELAY MANUF.: SCHNEIDER PO NO.: 3S/10E AUXILIARY VOLTAGE : 230V AC TECHNICAL COMPONENTS	TYPE CA2-KN31 P72 MOUNTING : +S1A.R +S1B.R	TYPE CA2-KN31 P72 MOUNTING : +S1A.R +S1B.R				
2	AUXILIARY RELAY MANUF.: SCHNEIDER PO NO.: 3S/10E AUXILIARY VOLTAGE : 230V AC TECHNICAL COMPONENTS	TYPE CA2-KN31 P72 MOUNTING : +S1A.R +S1B.R	TYPE CA2-KN31 P72 MOUNTING : +S1A.R +S1B.R				
2	AUXILIARY RELAY MANUF.: SCHNEIDER PO NO.: 3S/10E AUXILIARY VOLTAGE : 230V AC TECHNICAL COMPONENTS	TYPE CA2-KN31 P72 MOUNTING : +S1A.R +S1B.R	TYPE CA2-KN31 P72 MOUNTING : +S1A.R +S1B.R				
2	AUXILIARY RELAY MANUF.: SCHNEIDER PO NO.: 3S/10E AUXILIARY VOLTAGE : 230V AC TECHNICAL COMPONENTS	TYPE CA2-KN31 P72 MOUNTING : +S1A.R +S1B.R	TYPE CA2-KN31 P72 MOUNTING : +S1A.R +S1B.R				
2	AUXILIARY RELAY MANUF.: SCHNEIDER PO NO.: 3S/10E AUXILIARY VOLTAGE : 230V AC TECHNICAL COMPONENTS	TYPE CA2-KN31 P72 MOUNTING : +S1A.R +S1B.R	TYPE CA2-KN31 P72 MOUNTING : +S1A.R +S1B.R				
2	AUXILIARY RELAY MANUF.: SCHNEIDER PO NO.: 3S/10E AUXILIARY VOLTAGE : 230V AC TECHNICAL COMPONENTS	TYPE CA2-KN31 P72 MOUNTING : +S1A.R +S1B.R	TYPE CA2-KN31 P72 MOUNTING : +S1A.R +S1B.R				
2	AUXILIARY RELAY MANUF.: SCHNEIDER PO NO.: 3S/10E AUXILIARY VOLTAGE : 230V AC TECHNICAL COMPONENTS	TYPE CA2-KN31 P72 MOUNTING : +S1A.R +S1B.R	TYPE CA2-KN31 P72 MOUNTING : +S1A.R +S1B.R				
2	AUXILIARY RELAY MANUF.: SCHNEIDER PO NO.: 3S/10E AUXILIARY VOLTAGE : 230V AC TECHNICAL COMPONENTS	TYPE CA2-KN31 P72 MOUNTING : +S1A.R +S1B.R	TYPE CA2-KN31 P72 MOUNTING : +S1A.R +S1B.R				
2	AUXILIARY RELAY MANUF.: SCHNEIDER PO NO.: 3S/10E AUXILIARY VOLTAGE : 230V AC TECHNICAL COMPONENTS	TYPE CA2-KN31 P72 MOUNTING : +S1A.R +S1B.R	TYPE CA2-KN31 P72 MOUNTING : +S1A.R +S1B.R				
2	AUXILIARY RELAY MANUF.: SCHNEIDER PO NO.: 3S/10E AUXILIARY VOLTAGE : 230V AC TECHNICAL COMPONENTS	TYPE CA2-KN31 P72 MOUNTING : +S1A.R +S1B.R	TYPE CA2-KN31 P72 MOUNTING : +S1A.R +S1B.R				
2	AUXILIARY RELAY MANUF.: SCHNEIDER PO NO.: 3S/10E AUXILIARY VOLTAGE : 230V AC TECHNICAL COMPONENTS	TYPE CA2-KN31 P72 MOUNTING : +S1A.R +S1B.R	TYPE CA2-KN31 P72 MOUNTING : +S1A.R +S1B.R				
2	AUXILIARY RELAY MANUF.: SCHNEIDER PO NO.: 3S/10E AUXILIARY VOLTAGE : 230V AC TECHNICAL COMPONENTS	TYPE CA2-KN31 P72 MOUNTING : +S1A.R +S1B.R	TYPE CA2-KN31 P72 MOUNTING : +S1A.R +S1B.R				
2	AUXILIARY RELAY MANUF.: SCHNEIDER PO NO.: 3S/10E AUXILIARY VOLTAGE : 230V AC TECHNICAL COMPONENTS	TYPE CA2-KN31 P72 MOUNTING : +S1A.R +S1B.R	TYPE CA2-KN31 P72 MOUNTING : +S1A.R +S1B.R				
2	AUXILIARY RELAY MANUF.: SCHNEIDER PO NO.: 3S/10E AUXILIARY VOLTAGE : 230V AC TECHNICAL COMPONENTS	TYPE CA2-KN31 P72 MOUNTING : +S1A.R +S1B.R	TYPE CA2-KN31 P72 MOUNTING : +S1A.R +S1B.R				
2	AUXILIARY RELAY MANUF.: SCHNEIDER PO NO.: 3S/10E AUXILIARY VOLTAGE : 230V AC TECHNICAL COMPONENTS	TYPE CA2-KN31 P72 MOUNTING : +S1A.R +S1B.R	TYPE CA2-KN31 P72 MOUNTING : +S1A.R +S1B.R				
2	AUXILIARY RELAY MANUF.: SCHNEIDER PO NO.: 3S/10E AUXILIARY VOLTAGE : 230V AC TECHNICAL COMPONENTS	TYPE CA2-KN31 P72 MOUNTING : +S1A.R +S1B.R	TYPE CA2-KN31 P72 MOUNTING : +S1A.R +S1B.R				
2	AUXILIARY RELAY MANUF.: SCHNEIDER PO NO.: 3S/10E AUXILIARY VOLTAGE : 230V AC TECHNICAL COMPONENTS	TYPE CA2-KN31 P72 MOUNTING : +S1A.R +S1B.R	TYPE CA2-KN31 P72 MOUNTING : +S1A.R +S1B.R				
2	AUXILIARY RELAY MANUF.: SCHNEIDER PO NO.: 3S/10E AUXILIARY VOLTAGE : 230V AC TECHNICAL COMPONENTS	TYPE CA2-KN31 P72 MOUNTING : +S1A.R +S1B.R	TYPE CA2-KN31 P72 MOUNTING : +S1A.R +S1B.R				
2	AUXILIARY RELAY MANUF.: SCHNEIDER PO NO.: 3S/10E AUXILIARY VOLTAGE : 230V AC TECHNICAL COMPONENTS	TYPE CA2-KN31 P72 MOUNTING : +S1A.R +S1B.R	TYPE CA2-KN31 P72 MOUNTING : +S1A.R +S1B.R				
2	AUXILIARY RELAY MANUF.: SCHNEIDER PO NO.: 3S/10E AUXILIARY VOLTAGE : 230V AC TECHNICAL COMPONENTS	TYPE CA2-KN31 P72 MOUNTING : +S1A.R +S1B.R	TYPE CA2-KN31 P72 MOUNTING : +S1A.R +S1B.R				
2	AUXILIARY RELAY MANUF.: SCHNEIDER PO NO.: 3S/10E AUXILIARY VOLTAGE : 230V AC TECHNICAL COMPONENTS	TYPE CA2-KN31 P72 MOUNTING : +S1A.R +S1B.R	TYPE CA2-KN31 P72 MOUNTING : +S1A.R +S1B.R				
2	AUXILIARY RELAY MANUF.: SCHNEIDER PO NO.: 3S/10E AUXILIARY VOLTAGE : 230V AC TECHNICAL COMPONENTS	TYPE CA2-KN31 P72 MOUNTING : +S1A.R +S1B.R	TYPE CA2-KN31 P72 MOUNTING : +S1A.R +S1B.R				
2	AUXILIARY RELAY MANUF.: SCHNEIDER PO NO.: 3S/10E AUXILIARY VOLTAGE : 230V AC TECHNICAL COMPONENTS	TYPE CA2-KN31 P72 MOUNTING : +S1A.R +S1B.R	TYPE CA2-KN31 P72 MOUNTING : +S1A.R +S1B.R				
2	AUXILIARY RELAY MANUF.: SCHNEIDER PO NO.: 3S/10E AUXILIARY VOLTAGE : 230V AC TECHNICAL COMPONENTS	TYPE CA2-KN31 P72 MOUNTING : +S1A.R +S1B.R	TYPE CA2-KN31 P72 MOUNTING : +S1A.R +S1B.R				
2	AUXILIARY RELAY MANUF.: SCHNEIDER PO NO.: 3S/10E AUXILIARY VOLTAGE : 230V AC TECHNICAL COMPONENTS	TYPE CA2-KN31 P72 MOUNTING : +S1A.R +S1B.R	TYPE CA2-KN31 P72 MOUNTING : +S1A.R +S1B.R				
2	AUXILIARY RELAY MANUF.: SCHNEIDER PO NO.: 3S/10E AUXILIARY VOLTAGE : 230V AC TECHNICAL COMPONENTS	TYPE CA2-KN31 P72 MOUNTING : +S1A.R +S1B.R	TYPE CA2-KN31 P72 MOUNTING : +S1A.R +S1B.R				
2	AUXILIARY RELAY MANUF.: SCHNEIDER PO NO.: 3S/10E AUXILIARY VOLTAGE : 230V AC TECHNICAL COMPONENTS	TYPE CA2-KN31 P72 MOUNTING : +S1A.R +S1B.R	TYPE CA2-KN31 P72 MOUNTING : +S1A.R +S1B.R				
2	AUXILIARY RELAY MANUF.: SCHNEIDER PO NO.: 3S/10E AUXILIARY VOLTAGE : 230V AC TECHNICAL COMPONENTS	TYPE CA2-KN31 P72 MOUNTING : +S1A.R +S1B.R	TYPE CA2-KN31 P72 MOUNTING : +S1A.R +S1B.R				
2	AUXILIARY RELAY MANUF.: SCHNEIDER PO NO.: 3S/10E AUXILIARY VOLTAGE : 230V AC TECHNICAL COMPONENTS	TYPE CA2-KN31 P72 MOUNTING : +S1A.R +S1B.R	TYPE CA2-KN31 P72 MOUNTING : +S1A.R +S1B.R				
2	AUXILIARY RELAY MANUF.: SCHNEIDER PO NO.: 3S/10E AUXILIARY VOLTAGE : 230V AC TECHNICAL COMPONENTS	TYPE CA2-KN31 P72 MOUNTING : +S1A.R +S1B.R	TYPE CA2-KN31 P72 MOUNTING : +S1A.R +S1B.R				
2	AUXILIARY RELAY MANUF.: SCHNEIDER PO NO.: 3S/10E AUXILIARY VOLTAGE : 230V AC TECHNICAL COMPONENTS	TYPE CA2-KN31 P72 MOUNTING : +S1A.R +S1B.R	TYPE CA2-KN31 P72 MOUNTING : +S1A.R +S1B.R				
2	AUXILIARY RELAY MANUF.: SCHNEIDER PO NO.: 3S/10E AUXILIARY VOLTAGE : 230V AC TECHNICAL COMPONENTS	TYPE CA2-KN31 P72 MOUNTING : +S1A.R +S1B.R	TYPE CA2-KN31 P72 MOUNTING : +S1A.R +S1B.R				
2	AUXILIARY RELAY MANUF.: SCHNEIDER PO NO.: 3S/10E AUXILIARY VOLTAGE : 230V AC TECHNICAL COMPONENTS	TYPE CA2-KN31 P72 MOUNTING : +S1A.R +S1B.R	TYPE CA2-KN31 P72 MOUNTING : +S1A.R +S1B.R				
2	AUXILIARY RELAY MANUF.: SCHNEIDER PO NO.: 3S/10E AUXILIARY VOLTAGE : 230V AC TECHNICAL COMPONENTS	TYPE CA2-KN31 P72 MOUNTING : +S1A.R +S1B.R	TYPE CA2-KN31 P72 MOUNTING : +S1A.R +S1B.R				
2	AUXILIARY RELAY MANUF.: SCHNEIDER PO NO.: 3S/10E AUXILIARY VOLTAGE : 230V AC TECHNICAL COMPONENTS	TYPE CA2-KN31 P72 MOUNTING : +S1A.R +S1B.R	TYPE CA2-KN31 P72 MOUNTING : +S1A.R +S1B.R				
2							

03	AS BUILT	05.12.2005	AD	Date	06.06.2005	US STEEL KOSICE/SLOVAKIA		LIST OF EQUIPMENT	50_3023_01_A3_74_1_232	S=L11	/ Z101
02	Fact.-Rev.	09.11.2005	AD	Drawn	ADAM	50_3023_01					
01	Approval	20.09.2005	AD	Check	GROHMANN	SUBSTATION T80					
AD	Alteration	Date	Signed	Ext	Date	for	iss by	PANEL	Type: 08 RUSRAR RISER	D009781.02_611-3_AHA	Sheet 35 81Sh.

D0978102 Copyright as per DIN 34 to be observed!

05.01.2007
H10115ND
L11
Z151
ADAM

1	2	3	4	5	6	7	8
1		2		3		4	
5		6		7		8	
9		10		11		12	
13		14		15		16	
17		18		19		20	
21		22		23		24	
25		26		27		28	
29		30		31		32	
33		34		35		36	
37		38		39		40	
41		42		43		44	
45		46		47		48	
49		50		51		52	
53		54		55		56	
57		58		59		60	
61		62		63		64	
65		66		67		68	
69		70		71		72	
73		74		75		76	
77		78		79		80	
81		82		83		84	
85		86		87		88	
89		90		91		92	
93		94		95		96	
97		98		99		100	
101		102		103		104	
105		106		107		108	
109		110		111		112	
113		114		115		116	
117		118		119		120	
121		122		123		124	
125		126		127		128	
129		130		131		132	
133		134		135		136	
137		138		139		140	
141		142		143		144	
145		146		147		148	
149		150		151		152	
153		154		155		156	
157		158		159		160	
161		162		163		164	
165		166		167		168	
169		170		171		172	
173		174		175		176	
177		178		179		180	
181		182		183		184	
185		186		187		188	
189		190		191		192	
193		194		195		196	
197		198		199		200	
201		202		203		204	
205		206		207		208	
209		210		211		212	
213		214		215		216	
217		218		219		220	
221		222		223		224	
225		226		227		228	
229		230		231		232	
233		234		235		236	
237		238		239		240	
241		242		243		244	
245		246		247		248	
249		250		251		252	
253		254		255		256	
257		258		259		260	
261		262		263		264	
265		266		267		268	
269		270		271		272	
273		274		275		276	
277		278		279		280	
281		282		283		284	
285		286		287		288	
289		290		291		292	
293		294		295		296	
297		298		299		300	
301		302		303		304	
305		306		307		308	
309		310		311		312	
313		314		315		316	
317		318		319		320	
321		322		323		324	
325		326		327		328	
329		330		331		332	
333		334		335		336	
337		338		339		340	
341		342		343		344	
345		346		347		348	
349		350		351		352	
353		354		355		356	
357		358		359		360	
361		362		363		364	
365		366		367		368	
369		370		371		372	
373		374		375		376	
377		378		379		380	
381		382		383		384	
385		386		387		388	
389		390		391		392	
393		394		395		396	
397		398		399		400	
401		402		403		404	
405		406		407		408	
409		410		411		412	
413		414		415		416	
417		418		419		420	
421		422		423		424	
425		426		427		428	
429		430		431		432	
433		434		435		436	
437		438		439		440	
441		442		443		444	
445		446		447		448	
449		450		451		452	
453		454		455		456	
457		458		459		460	
461		462		463		464	
465		466		467		468	
469		470		471		472	
473		474		475		476	
477		478		479		480	
481		482		483		484	
485		486		487		488	
489		490		491		492	
493		494		495		496	
497		498		499		500	
501		502		503		504	
505		506		507		508	
509		510		511		512	
513		514		515		516	
517		518		519		520	
521		522		523		524	
525		526		527		528	
529		530		531		532	
533		534		535		536	
537		538		539		540	
541		542		543		544	
545		546		547		548	
549		550		551		552	
553		554		555		556	
557		558		559		560	
561		562		563		564	
565		566		567		568	
569		570		571		572	
573		574		575		576	
577		578		579		580	
581		582		583		584	
585		586		587		588	
589		590		591		592	
593		594		595		596	
597		598		599		600	
601		602		603		604	
605		606		607		608	
609		610		611		612	
613		614		615		616	
617		618		619		620	
621		622		623		624	
625		626		627		628	
629		630		631		632	
633		634		635		636	
637		638		639		640	
641		642		643		644	
645		646		647		648	
649		650		651		652	
653		654		655		656	
657		658		659		660	
661		662		663		664	
665		666		667		668	
669		670		671		672	
673		674		675		676	
677		678		679		680	
681		682		683		684	
685		686		687		688	
689		690		691		692	
693		694		695		696	
697		698		699		700	
701		702		703		704	
705		706		707		708	
709		710		711		712	
713		714		715		716	
717		718		719		720	
721		722		723		724	
725		726		727		728	
729		730		731		732	
733		734		735		736	
737		738		739		740	
741		742		743		744	
745		746		747		748	
749		750		751		752	
753		754		755		756	
757		758		759		760	
761		762		763		764	
765		766		767		768	
769		770		771		772	
773		774		775		776	
777		778		779		780	
781		782		783		784	
785		786		787		788	
789		790		791		792	
793		794		795		796	
797		798		799		800	
801		802		803		804	
805		806		807		808	
809		810		811		812	
813		814		815		816	
817		818		819		820	
821		822		823		824	
825		826		827		828	
829		830		831		832	
833		834		835		836	
837		838		839		840	
841		842		843		844	
845		846		847		848	
849		850		851		852	
853		854		855		856	
857		858		859		860	
861		862		863		864	
865		866		867		868	
869		870		871		872	
873		874		875		876	
877		878		879		880	
881		882		883		884	
885		886		887		888	
889		890		891		892	
893		894		895		896	
897		898		899		900	
901		902		903		904	
905		906		907		908	
909		910		911		912	
913		914		915		916	
917		918		919		920	
921		922		923		924	
925		926		927		928	
929		930		931		932	
933		934		935		936	
937		938		939		940	
941		942		943		944	
945		946		947		948	
949		950		951		952	
953		954		955		956	
957		958		959		960	
961		962		963		964	
965		966		967		968	
969		970		971		972	
973		974		975		976	
977		978		979		980	
981		982		983		984	
985		986		987		988	
989		990		991		992	
993		994		995		996	
997		998		999		1000	

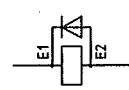


Copyright as per DIN 34 to be observed!

D0978102

05.01.2007
L11
Z1Y1
ADAM

1	2	3	4	5	6	7	8	
1	DESCRIPTION, DESIGN, TECHNICAL DATA APPLICATION	SETTINGS	MANUFACTURER, TYPE, ORDERING DATA MOUNTING	APPA. DESIG.	WITH REFERENCES TO DETAILS REFERENCE TO INDIVIDUAL TREATMENT (CIRCUIT DIAGRAM, SHEET NO., CIRCUIT NO.)			REMARK
2	SPERMAGNET SPERMAGNET AM ERDER	MANUF.: ALSTON PO NO.:	TYPE 220VDC					
TECHNICAL COMPONENTS		TYP	ORDER NO					
APPLICATION	SETTINGS	MOUNTING	BTM IDENTIFIER					
RELEASE	EARTHING SWITCH	+S1A.R	-Y16					
RELEASE	EARTHING SWITCH	+S1B.R	-Y26					
			/P01.7					
			/P02.7					



03	AS BUILT	06.12.2005	AD	Date	06.06.2005	US STEEL KOSTICE/SLOVAKIA	LIST OF EQUIPMENT	50.3023.01.A3.741.232	S=L11	/Z1Y1
02	Fact.-Rev.	06.11.2005	AD	Drawn	ADAM	50.3023.01				
01	Approval	20.06.2005	AD	Check	GROHMANN	SUBSTATION T80				
NO.	Alteration	Date	Name	Std.	Orig.	Iss. for	Iss. by:	Typ: 08 BUSBAR RISER	D009781.02.611-3.AHA	Sheet 37 81Sh.
1				2						8

AREVA

AREVA

00978102 Copyright as per DIN 34 to be observed!

05.01.2007
H0115ND
ZZE1
ADAM

1		2		3		4		5		6		7		8	
BLOCK-TITLE		DESCRIPTION, DESIGN, TECHNICAL DATA		MANUFACTURER, TYPE, ORDERING DATA		APPARATUS SYMBOL DIAGRAM		REFERENCE TO INDIVIDUAL TREATMENT		CIRCUIT DIAGRAM, SHEET NO., CIRCUIT NO.)		WITH REFERENCES TO DETAILS		REMARK	
APPLICATION		SETTINGS		MOUNTING		APPA. DESIG.									
6		FAN		MANUF.: PO NO.:		TYPE									
		VOLTAGE TECHNICAL COMPONENTS		: 230V AC											
		APPLICATION		SETTINGS		MOUNTING		BTR IDENTIFIER							
		FAN		+S2A		+S2A		-E101		/003.2		/003.2			
		FAN		+S2A		+S2A		-E102		/003.4		/003.4			
		FAN		+S2A		+S2A		-E103		/003.6		/003.5			
		FAN		+S2B		+S2B		-E101		/004.2		/004.2			
		FAN		+S2B		+S2B		-E102		/004.4		/004.4			
		FAN		+S2B		+S2B		-E103		/004.6		/004.5			

PE 1 2 3

03	AS BUILT	06.12.2005	AD	Date	06.06.2005	US STEEL KOSICE/SLOVAKIA	LIST OF EQUIPMENT	50.3023.01.A3.741.232	S=L11	/ZZE1
02	Fact.-Rev.	08.11.2005	AD	Drawn	ADAM	50.3023.01				
01	Approval	20.08.2005	AD	Check	GROHMANN	SUBSTATION T80				
NO.	Alteration	Date	Name	Std.	Iss.by:	Iss.for	PANEL	Typ: 08	0009781.02.611-3.AHA	Sheet 40
							11	BUSBAR RISER		81Sh.



AREVA

AREVA

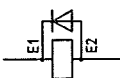
AREVA

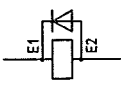
03	AS BUILT	05.12.2005	AD	Date	06.06.2005	US STEEL KOSICE/SLOVAKIA		LIST OF EQUIPMENT			50.3023.01.A3.741.232	S = 11
02	Fact.-Rev.	09.11.2005	AD	Drawn/ADAN	50.3023.01							
01	Approval	20.09.2005	AD	Check GROHMANN	SUBSTATION T80			PANEL	Type: 08	BUSBAR RISER		
NO.	Alteration	Date	Name/Std.	iss.for	iss.by:	Orig:	11			D009781.02.611-3.AHA	815h	

D0978102 Copyright as per DIN 34 to be observed!

05.01.2007
HJO 15MD
Z3Y1
ADAM

03	AS BUILT	06.12.2005	AD	Date	06.06.2005	US STEEL KOSICE/SLOVAKIA	<div><div>A</div><div>AREVA</div></div>	LIST OF EQUIPMENT		50.3023.01.A3.741.232	S=L11		
02	Factl.-Rev.	06.11.2005	AD	Drawn	ADAM	50.3023.01		PANEL		Typ: 08	BUSBAR RISER	Sheet 45	/ Z3Y1
01	Approval	20.09.2005	AD	Check	BROHMANN	SUBSTATION T80		11	iss.by:		D009781.02.611-3.AHA	81Sh.	
NO.	Alteration	Date	Name	Sta.	2	Orig.	iss. for	iss. by:	4	5	6	7	8

1	2	3	4	5	6	7	8
DESCRIPTION, DESIGN, TECHNICAL DATA APPLICATION	MANUFACTURER, TYPE, ORDERING DATA SETTINGS	MANUFACTURER, TYPE, ORDERING DATA MOUNTING	MANUFACTURER, TYPE, ORDERING DATA APPA. DESIG.	APPARATUS SYMBOL DIAGRAM REFERENCE TO INDIVIDUAL TREATMENT	WITH REFERENCES TO DETAILS (CIRCUIT DIAGRAM, SHEET NO., CIRCUIT NO.)		
2	SPERRMAGNET MANUF.: ALSTON PO NO.: SPERRMAGNET AN SCHALTWAGEN : 220VDC	TYPE	ORDER NO				
TECHNICAL COMPONENTS							
APPLICATION	SLIDE-IN MODULE	SETTINGS	MOUNTING	BTM IDENTIFIER			
RELEASE	SLIDE-IN MODULE		+S3A	-Y1			
RELEASE	SLIDE-IN MODULE		+S3B	-Y1			
				/P01.4			
				/P02.4			



AREVA

D00978102 Copyright as per DIN 34 to be observed!

05.01.2007

03	AS BUILT	05.12.2005	AD	Date	06.06.2005	US STEEL KOSICE/SLOVAKIA	50.3023.01	50.3023.01	50.3023.01.A3.741.232	V=L11	+S1A.R	/K02
02	Fact. -Rev.	08.11.2005	AD	Drawn	ADAM							
01	Approval	20.09.2005	AD	Check	GROHMANN	SUBSTATION T80	Iss. for	Iss. by:	Typ: 08	BUSBAR RISER	D009781.02.611-3.AHA	Sheet 47
NO.	Alteration	Date	Name	Std.	Orig.:							81Sh.

1		2		3		4		5		6		7		8	
CABLE		WIRES USED		SHEET STATE		CABLE-TYPE SECTION		CORES		-ROUTE		CIRCUIT DIAGRAM		CABLE MATERIAL	
														CABLE MATERIAL	
														CABLE MATERIAL	
														CABLE MATERIAL	
														CABLE MATERIAL	
														CABLE MATERIAL	
														CABLE MATERIAL	
														CABLE MATERIAL	
														CABLE MATERIAL	
														CABLE MATERIAL	
														CABLE MATERIAL	
														CABLE MATERIAL	
														CABLE MATERIAL	
														CABLE MATERIAL	
														CABLE MATERIAL	
														CABLE MATERIAL	
														CABLE MATERIAL	
														CABLE MATERIAL	
														CABLE MATERIAL	
														CABLE MATERIAL	
														CABLE MATERIAL	
														CABLE MATERIAL	
														CABLE MATERIAL	
														CABLE MATERIAL	
														CABLE MATERIAL	
														CABLE MATERIAL	
														CABLE MATERIAL	
														CABLE MATERIAL	
														CABLE MATERIAL	
														CABLE MATERIAL	
														CABLE MATERIAL	
														CABLE MATERIAL	
														CABLE MATERIAL	
														CABLE MATERIAL	
														CABLE MATERIAL	
														CABLE MATERIAL	
														CABLE MATERIAL	
														CABLE MATERIAL	
														CABLE MATERIAL	
														CABLE MATERIAL	
														CABLE MATERIAL	
														CABLE MATERIAL	
														CABLE MATERIAL	
														CABLE MATERIAL	
														CABLE MATERIAL	
														CABLE MATERIAL	
														CABLE MATERIAL	
														CABLE MATERIAL	
														CABLE MATERIAL	
														CABLE MATERIAL	
														CABLE MATERIAL	
														CABLE MATERIAL	
														CABLE MATERIAL	
														CABLE MATERIAL	
														CABLE MATERIAL	
														CABLE MATERIAL	
														CABLE MATERIAL	
														CABLE MATERIAL	
														CABLE MATERIAL	
														CABLE MATERIAL	
														CABLE MATERIAL	
														CABLE MATERIAL	
														CABLE MATERIAL	

AREVA

Copyright as per DIN 34 to be observed!

D00978102

05.01.2007

1		2		3		4		5		6		7		8	
NO. CABLE		WIRES USED SHEET STATE		CABLE-TYPE SECTION		CORES - ROUTE		CIRCUIT DIAGRAM		CABLE MATERIAL		Ø COLOR		TERM. TYPE	
										H07V-K 1.5MM2 SW		STANDARD: UKK83			

D00978102 Copyright as per DIN 34 to be observed!

05.01.2007

1		2		3		4		5		6		7		8	
CABLE		WIRES USED SHEET STATE		CABLE-TYPE SECTION		CORES		-ROUTE		CIRCUIT DIAGRAM		CABLE MATERIAL		Ø COLOR TERM. TYPE	
												H07V-K 1.5MM2 SW		STANDARD: UKK83	
												0 H05V-K 1.0MM2 SW		POS.: 0	

[illegible]

1		2		3		4		5		6		7		8					
CABLE		WIRES USED SHEET STATE		CABLE-TYPE SECTION		CORES		ROUTE		CIRCUIT DIAGRAM		CABLE MATERIAL		Ø COLOR TERM. TYPE					
NO.		CABLE		CABLE-TYPE SECTION		CORES		ROUTE		CIRCUIT DIAGRAM		CABLE MATERIAL		Ø COLOR TERM. TYPE					
RÜCK-REF.		NO		CORES/LINE		DESTINAT. DESIG.		EXTERNAL		POT		DESTINAT. DESIG.		INTERN		CORES/LINE		REMARK	
/R01.6		1 2 3 4 5 6 7 8 9 10 11 12																	
/R01.6																			
/R01.6																			
/R01.6																			

Copyright as per DIN 34 to be observed!

D0978102

05.01.2007

03 AS BUILT 05.12.2005 AD Date 06.06.2005 US STEEL KOSICE/SLOVAKIA

02 Fact. -Rev. 09.11.2005 AD Drawn ADAM 50.3023.01

01 Approval 20.08.2005 AD Check GROHMANN SUBSTATION T80

NO. Alteration Date Name Sld. Orig. Iss. for Iss. by: PANEL

50.3023.01.A3.741.232 V =L11 +SIA.R / K40

Typ: 08 BUSBAR RISER D009781.02.611-3.AHA

Sheet 52 81sh.

D00978102 Copyright as per DIN 34 to be observed!

1		2		3		4		5		6		7		8					
CABLE		WIRES USED SHEET STATE		CABLE-TYPE SECTION		CORES		-ROUTE		CIRCUIT DIAGRAM		CABLE MATERIAL		TERM. TYPE					
STANDARD: H07V-K 1.5MM2 SW		POS.: 0		H05V-K 1.0MM2 SW		STANDARD: MTK-P/P													
-X8																			
RÜCK-REF.		NO		CORES/ LINE		DESTINAT. DESIG.		EXTERNAL		POT		NO		DESTINAT. DESIG.		CORES/ LINE		REMARK	
/003.2		1		=L10		+S1A.R -X8		805		03L+		0		-X01		D02		0	
/003.3		2								03L+		0		-K71		33		0	
/003.4		3								03L+		0		-Q16 -S1		31		0	
/003.5		4								03L+		0							
/003.6		5								03L+		0							
/003.7		6								03L+		0							
/004.3		7								03L+		0							
/004.4		8								03L+		0							
/007.2		9								03L+		0							
/007.4		10								03L+		0							
/007.8		11								03L+		0							
/003.3		12								03L+		0							
/003.4		13								03L+		0							
/003.5		14								03L+		0							
/003.6		15								03L+		0							
/004.3		16								03L+		0							
/004.4		17								03L+		0							
/007.2		18								03L+		0							
/007.4		19								03L+		0							
/007.8		20								03L+		0							
/007.8		21								03L+		0							
/007.8		22								03L+		0							
/007.8		23								03L+		0							
/007.8		24								03L+		0							
/007.8		25								03L+		0							
/007.8		26								03L+		0							
/007.8		27								03L+		0							
/007.8		28								03L+		0							
/007.8		29								03L+		0							
/007.8		30								03L+		0							
/007.8		31								03L+		0							
/007.8		32								03L+		0							
/007.8		33								03L+		0							
/007.8		34								03L+		0							
/007.8		35								03L+		0							
/007.8		36								03L+		0							
/007.8		37								03L+		0							
/007.8		38								03L+		0							
/007.8		39								03L+		0							
/007.8		40								03L+		0							
/007.8		41								03L+		0							
/007.8		42								03L+		0							
/007.8		43								03L+		0							
/007.8		44								03L+		0							
/007.8		45								03L+		0							
/007.8		46								03L+		0							
/007.8		47								03L+		0							
/007.8		48								03L+		0							
/007.8		49								03L+		0							
/007.8		50								03L+		0							
/007.8		51								03L+		0							
/007.8		52								03L+		0							
/007.8		53								03L+		0							
/007.8		54								03L+		0							
/007.8		55								03L+		0							
/007.8		56								03L+		0							
/007.8		57								03L+		0							
/007.8		58								03L+		0							
/007.8		59								03L+		0							
/007.8		60								03L+		0							
/007.8		61								03L+		0							
/007.8		62								03L+		0							
/007.8		63								03L+		0							
/007.8		64								03L+		0							
/007.8		65								03L+		0							
/007.8		66								03L+		0							
/007.8		67								03L+		0							
/007.8		68								03L+		0							
/007.8		69								03L+		0							
/007.8		70								03L+		0							
/007.8		71								03L+		0							
/007.8		72								03L+		0							
/007.8		73								03L+		0							
/007.8		74								03L+		0							
/007.8		75								03L+		0							
/007.8		76								03L+		0							
/007.8		77								03L+		0							
/007.8		78								03L+		0							
/007.8		79								03L+		0							
/007.8		80								03L+		0							
/007.8		81								03L+		0							
/007.8		82								03L+		0							
/007.8		83								03L+		0							
/007.8		84								03L+		0							
/007.8		85								03L+		0							
/007.8		86								03L+		0							
/007.8		87								03L+		0							
/007.8		88								03L+		0							
/007.8		89								03L+		0							
/007.8		90								03L+		0							
/007.8		91								03L+		0							
/007.8		92								03L+		0							
/007.8		93								03L+		0							
/007.8		94								03L+		0							
/007.8		95								03L+		0							
/007.8		96								03L+		0							
/007.8		97								03L+		0							
/007.8		98								03L+		0							
/007.8		99								03L+		0							
/007.8		100								03L+		0							
/007.8		101								03L+		0							
/007.8		102								03L+		0							
/007.8		103								03L+		0							
/007.8		104								03L+		0							
/007.8		105								03L+		0							
/007.8		106								03L+		0							
/007.8		107								03L+		0							
/007.8		108								03L+		0							
/007.8		109								03L+		0							
/007.8		110								03L+		0							
/007.8		111								03L+		0							
/007.8		112								03L+		0							
/007.8		113								03L+		0							
/007.8		114								03L+		0							
/007.8		115								03L+		0							
/007.8		116								03L+		0							
/007.8		117								03L+		0							
/007.8		118								03L+		0							
/007.8		119								03L+		0							
/007.8		120								03L+		0							
/007.8		121								03L+		0							
/007.8		122								03L+		0							
/007.8		123								03L+		0							
/007.8		124								03L+		0							
/007.8		125								03L+		0							
/007.8		126								03L+		0							
/007.8		127								03L+		0							
/007.8		128								03L+		0							
/007.8		129								03L+		0							
/007.8		130								03L+		0							
/007.8		131								03L+		0							

AREVA

D0978102 Copyright as per DIN 34 to be observed!

05.01.2007

1	2	3	4	5	6	7	8										
NO	CABLE		WIRES USED SHEET STATE		CABLE-TYPE SECTION		CORES	ROUTE	CIRCUIT DIAGRAM		CABLE MATERIAL		Ø	COLOR	TERM. TYPE		
STANDARD: H05V-K 1.0MM2GN/YE STANDARD: USLK65																	
-XPE																	
RÜCK-REF.		NO		CORES/ LINE		DESTINAT. DESIG.		EXTERNAL		POT	NO		DESTINAT. DESIG.		INTERN	CORES/ LINE	REMARK
/003.2	1	2	3	4	5	6	7	8	9	10	11	12	-X101		C06		
/003.4													-X101		C12		
/003.6													-X101		D02		
/001.6																	
/001.7																	
/001.7																	

03	AS BUILT	05.12.2005 AD	Date	05.06.2005	US STEEL KOSTICE/SLOVAKIA	TERMINAL DIAGRAM		150.3023.01.A3.741.232		V=L11	
02	Fact. -Rev.	05.11.2005 AD	Drawn	ADAM	50.3023.01	PANEL		Typ: 08		+SIA.R	
01	Approval	20.09.2005 AD	Check	GROHMANN	SUBSTATION T80	11		BUSBAR RISER		D009781.02.611-3.AHA	
NO.	Alteration	Date	Name	Std.	Orig.	Iss. by:		Iss. for		81Sh.	

CROSS CONNECTION									
REFERENCE	POTENTIAL ITEM GR. SECTION	CABLE MATERIAL COLOR	OUTPUT TERMINAL	DESTINATION 1	DESTINATION 2	DESTINATION 3	DESTINATION 4	DESTINATION 5	DESTINATION 6
D01	AC230V, L1 1.5MM2	H07V-K SW	-X0	2 -F117	1 -F127				
D03	1.5MM2 117L1	H07V-K SW		-K101	A1 -K320	18			
D03	1.5MM2 117L1	H07V-K SW	-X1	22 -K101	1 -K101	3 -K101	5		
D03	1.5MM2 N	H07V-K SW	-X1	24 -K320	15 -K320	A1			
D03		BL	-X1	27 -K101	A2 -K102	A2 -K320	A2		
601	DC220V, L+ 2.5MM2	H07V-K SW	-X0	12 -F102	1 -F214	1 -F224	1		
601	DC220V, L- 2.5MM2	H07V-K SW	-X0	14 -F102	3 -F214	3 -F224	3		
M03	102L- 1.5MM2	H07V-K SW	-X1	130 -K71	A2 -K72	A2			
P01	1.5MM2	H07V-K SW		-K16	13 -K16	34			
P01	1.5MM2	H07V-K SW		-K16	33 -K16	44			
P01	1.5MM2	H07V-K SW		-K16	A1 -S161	11			
P01	1.5MM2 214L+	H07V-K SW		-S1	-016 52 -S161	14			
P01	1.5MM2 214L-	H07V-K SW	-X0	022 -K16	14 -S1	-016 51			
P01	1.5MM2 102L+	H07V-K SW	-X1	182 -K16	A2 -Y16	E2			
002	1.5MM2 03L+	H07V-K SW	-X3	307 -S1	-016 11 -S1	23			
003	1.0MM2 03L+	H05V-K SW	-X8	804 -S1	-016 31 -S1	43			
007	1.5MM2 03L+	H07V-K SW	-X8	808 -F310	9 -F310	13			
007	1.5MM2	H07V-K SW	-X8	809 -F102	12 -F117	12 -F127	12 -F214	12 -F224	13
007	1.5MM2	H07V-K SW	-X8	825 -F102	11 -F117	11 -F127	11 -F214	11 -F224	14
R01	1.5MM2	H07V-K SW	-X1	416 -F102	22 -F117	22 -F127	22 -F214	22 -F224	22
US STEEL KOSTICE/SLOVAKIA				CROSS CONNECTION LIST				V -L11	
Date 06.06.2005				RELAY BOX				+S1A.R	
03 AS BUILT				50.3023.01				7 Q10	
02 Fecl. -Rev.				Drawn ADAM				Sheet 56	
01 Approval				Check BROHMANN				81Sh	
Alteration				Iss. for				D009781.02.611-3.AHA	
Date				Iss. by:				7	
Name/Std.				11				6	
2				4				5	
3				4				5	
4				4				5	
5				4				5	
6				4				5	
7				4				5	
8				4				5	

05.01.2007

D0978102

Copyright as per DIN 34 to be observed

03

AS BUILT

06.12.2005 AD

Date 06.06.2005

US STEEL KOSTICE/SLOVAKIA

50.3023.01

02

Fecl. -Rev.

09.11.2005 AD

Drawn ADAM

50.3023.01

01

Approval

20.09.2005 AD

Check BROHMANN

0009781.02.611-3.AHA

81Sh

Copyright as per DIN 34 to be observed

D0978102

1	2
---	---

CROSS CONNECTION

TERMINAL DIA. , 64-POLE , CIRCUIT-BREAKER SOCKET

+S1A.R -X01
 CABLE MATERIAL H05V-K 1.0mm2 SW

A		B		C		D		E		F	
+	+	+	+	+	+	+	+	+	+	+	+
1	A01	B01	C01	X0	025	D01	X0	E01	X0	F01	325
2	A02	B02	C02	/P01.2 H05V-K 1.0MM2 SW	027	D02	/P01.2 H05V-K 1.0MM2 SW	E02	/P01.2 H05V-K 1.0MM2 SW	F02	802
3	A03	B03	C03	X0	027	D03	X0	E03	X0	F03	811
4	A04	B04	C04	/P01.2 H05V-K 1.0MM2 SW	027	D04	/P01.2 H05V-K 1.0MM2 SW	E04	/P01.2 H05V-K 1.0MM2 SW	F04	813
5	A05	B05	C05	X0	025	D05	X0	E05	X0	F05	904
6	A06	B06	C06	/P01.2 H05V-K 1.0MM2 SW	027	D06	/P01.2 H05V-K 1.0MM2 SW	E06	/P01.2 H05V-K 1.0MM2 SW	F06	912
7	A07	B07	C07	X0	027	D07	X0	E07	X0	F07	901
8	A08	B08	C08	/P01.2 H05V-K 1.0MM2 SW	027	D08	/P01.2 H05V-K 1.0MM2 SW	E08	/P01.2 H05V-K 1.0MM2 SW	F08	909
9	A09	B09	C09	X0	027	D09	X0	E09	X0	F09	905
10	A10	B10	C10	/P01.2 H05V-K 1.0MM2 SW	027	D10	/P01.2 H05V-K 1.0MM2 SW	E10	/P01.2 H05V-K 1.0MM2 SW	F10	913
11	A11	B11	C11	X0	027	D11	X0	E11	X0	F11	903
12	A12	B12	C12	/P01.2 H05V-K 1.0MM2 SW	027	D12	/P01.2 H05V-K 1.0MM2 SW	E12	/P01.2 H05V-K 1.0MM2 SW	F12	911
13	A13	B13	C13	X0	027	D13	X0	E13	X0	F13	183
14	A14	B14	C14	/P01.2 H05V-K 1.0MM2 SW	027	D14	/P01.2 H05V-K 1.0MM2 SW	E14	/P01.2 H05V-K 1.0MM2 SW	F14	181
15	A15	B15	C15	X0	027	D15	X0	E15	X0	F15	
16	A16	B16	C16	/P01.2 H05V-K 1.0MM2 SW	027	D16	/P01.2 H05V-K 1.0MM2 SW	E16	/P01.2 H05V-K 1.0MM2 SW	F16	
+	+	+	+	+	+	+	+	+	+	+	+

03	AS BUILT	05.12.2005	AD	Date	06.06.2005	US STEEL KOSICE/SLOVAKIA	PLUG DIAGRAM	50.3023.01.A3.741.232	VI=L11	/S01
02	Fact.-Rev.	09.11.2005	AD	Drawn	ADAM	50.3023.01	CIRCUIT-BREAKER		+S1A.R	/S01
01	Approval	20.09.2005	AD	Check	GROHMANN	SUBSTATION T80	PANEL			Sheet 58
NO.	Alteration	Date	Name	Std.	Iss for	Iss by	11	BUSBAR RISER	D009781.02.611-3.AHA	81Sh.

Subject to technical modifications!
 Copyright as per DIN 34 to be observed!

H0115ND
 S01
 L11+S1A

D0978102

+S1A.R -X101
CABLE MATERIAL H05V-K 1.0mm2 SW

[illegible]

Copyright as per DIN 34 to be observed

D0978102

05.01.2007

ASSEMBLY/INSTRUCT.										CABLE MATERIAL										TERM. TYPE										STANDARD:																																																																																									
1										2										3										4										5										6										7										8																																																	
RÜCK-REF.										LTG (ø IN MM2)										CORE										DESTINAT. DESIG.										SOCKET										POT										NO										DESTINAT. DESIG.										PIN										LTG (ø IN MM2)										CORE										REMARK									
/001.6										-X1																				41										127L1										A01										+S1B.R -X1										21																																																	
/001.6										-X1										42										N										A02										+S1B.R -X1										25																																																											
/00ST.1																														A03																																																																																									
/00ST.1																														A04																																																																																									
/00ST.1																														A05																																																																																									
/00ST.1																														A06																																																																																									
/00ST.1																														A07																																																																																									
/00ST.1																														A08																																																																																									
/00ST.1																														A09																																																																																									
/00ST.1																														A10																																																																																									
/N03.7										-X1										116										102L+										A11										+S1B.R -X1										127																																																											
/N03.7										-X1										175																				A12										+S1B.R -X1										128																																																											
/00ST.1																																								A13																																																																															
/00ST.1																																								A14																																																																															
/00ST.1																																								A15																																																																															
/00ST.1																																								A16																																																																															
/N01.6										-X0										092										ACR+										B01										+S1B.R -X1										141																																																											
/N01.6										-X0										096										TRANSFER TRIPPING										B02										+S1B.R -X1										142																																																											
/N01.6										-X0										098										I>										B03										+S1B.R -X1										143																																																											
/N01.7										-X0										094										ACR-										B04										+S1B.R -X1										144																																																											
/00ST.2																																								B05																																																																															
/00ST.2																																								B06																																																																															
/00ST.2																																								B07																																																																															
/00ST.2																																								B08																																																																															
/00ST.2																																								B09																																																																															
/00ST.2																																								B10																																																																															
/00ST.2																																								B11																																																																															
/00ST.2																																								B12																																																																															
/00ST.2																																								B13																																																																															
/00ST.2																																								B14																																																																															
/00ST.2																																								B15																																																																															
/00ST.2																																								B16																																																																															
/601.7										-X1										105										224L+										C01										+S1B.R -X0										021																																																											
/601.7										-X1										106										224L-										C02										+S1B.R -X0										023																																																											
/00ST.2																																								C03																																																																															
/00ST.2																																								C04																																																																															
/002.5										-X3										333																				C05										+S1B.R -X3										308																																																											
/002.6										-X3										334																				C06										+S1B.R -X3										309																																																											
/00ST.2																																								C07																																																																															
/00ST.2																																								C08																																																																															
03 AS BUILT 06.12.2005 AD Date 06.06.2005										US STEEL KOS10E/SLOVAKIA										PLUG DIAGRAM										50.3023.01 A3.741.232										VI=L11																																																																															
02 Fact.-Rev. 09.11.2005 AD Drawn ADAM										50.3023.01										NIEDERSPG.-SCHR.A-										NIEDERSPG.-SCHR.B										+S1A.R										/S10																																																																					
01 Approval 20.09.2005 AD Check GROHMANN										SUBSTATION T80										PANEL										Type: 08										BUSEBAR RISER										D009781.02.611-3.AHA										Sheet59																																																											
ND Alteration										Date Name Std.										Iss for										Iss by:										11										6										7										8																																																	

Copyright as per DIN 34 to be observed!

D0978102

05.01.2007

1		2		3		4		5		6		7		8									
ASSEMBLY/INSTRUCT.				CABLE MATERIAL				TERM. TYPE															
				STANDARD: H07V-K 1.5MM2				STANDARD:															
				BK				-X04															
RÜCK-REF.		LTG (Ø IN MM2)		CORE		DESTINAT. DESIG.		SOCKET		POT		NO		DESTINAT. DESIG.		PIN		LTG (Ø IN MM2)		CORE		REMARK	
/COST.2												009											
/COST.2												C10											
/COST.2												C11											
/COST.2												C12											
/COST.2												C13											
/COST.2												C14											
/COST.2												C15											
/COST.2												C16											
/COST.2												D01											
/COST.2												D02											
/COST.2												D03											
/COST.2												D04											
/COST.2												D05											
/COST.2												D06											
/COST.2												D07											
/COST.2												D08											
/COST.2												D09											
/COST.2												D10											
/COST.2												D11											
/COST.2												D12											
/COST.2												D13											
/COST.2												D14											
/COST.2												D15											
/COST.2												D16											
/COST.2												D17											
/COST.2												D18											
/COST.2												D19											
/COST.2												D20											
/COST.2												D21											
/COST.2												D22											
/COST.2												D23											
/COST.2												D24											
/COST.2												D25											
/COST.2												D26											
/COST.2												D27											
/COST.2												D28											
/COST.2												D29											
/COST.2												D30											
/COST.2												D31											
/COST.2												D32											
/COST.2												D33											
/COST.2												D34											
/COST.2												D35											
/COST.2												D36											
/COST.2												D37											
/COST.2												D38											
/COST.2												D39											
/COST.2												D40											
/COST.2												D41											
/COST.2												D42											
/COST.2												D43											
/COST.2												D44											
/COST.2												D45											
/COST.2												D46											
/COST.2												D47											
/COST.2												D48											
/COST.2												D49											
/COST.2												D50											
/COST.2												D51											
/COST.2												D52											
/COST.2												D53											
/COST.2												D54											
/COST.2												D55											
/COST.2												D56											
/COST.2												D57											
/COST.2												D58											
/COST.2												D59											
/COST.2												D60											
/COST.2												D61											
/COST.2												D62											
/COST.2												D63											
/COST.2												D64											
/COST.2												D65											
/COST.2												D66											
/COST.2												D67											
/COST.2												D68											
/COST.2												D69											
/COST.2												D70											
/COST.2												D71											
/COST.2												D72											
/COST.2												D73											
/COST.2												D74											
/COST.2												D75											
/COST.2												D76											
/COST.2												D77											
/COST.2												D78											
/COST.2												D79											
/COST.2												D80											
/COST.2												D81											
/COST.2												D82											
/COST.2												D83											
/COST.2												D84											
/COST.2												D85											
/COST.2												D86											
/COST.2												D87											
/COST.2												D88											
/COST.2												D89											
/COST.2												D90											
/COST.2												D91											
/COST.2												D92											
/COST.2												D93											
/COST.2												D94											
/COST.2												D95											
/COST.2												D96											
/COST.2																							

03	AS BUILT	05.12.2005	AD	Date	06.06.2005	US STEEL KOSICE/SLOVAKIA		TERMINAL DIAGRAM		50.3023.01.A3.741.232		V = L11
02	Fcct. - Rev.	09.11.2005	AD	Drawn	ADAN	50.3023.01		PANEL		Typ: 08		+SIB.R
01	Approval	20.09.2005	AD	Check	GROHMANN	SUBSTATION T80		11		BUSBAR RISER		Sheet62
N0.	Alteration	Date	None/Std.	Orig.	Iss. for	Iss. by:				D009781.02.611-3.AHA		81Sh

03	AS BUILT	05.12.2005	AD	Date	06.06.2005	US STEEL KOSICE/SLOVAKIA	<div> AREVA</div>	TERMINAL DIAGRAM	50.3023.01.A3.741.232	V=L11 +SIB.R	/ K10
02	Fact. - Rev.	09.11.2005	AD	Drawn ADAM	50.3023.01						
01	Approval	20.08.2005	AD	Check GROHMANN	SUBSTATION T80			PANEL	Typ: 08 RISAP RIJSER	D009781 02 611-3_AHA	Sheet 63 81Sh.
00	Alteration			Name: C14				11			
				Date:							

03	AS BUILT	06.12.2005	AD	Date	06.06.2005	US STEEL KOSICE/SLOVAKIA	50.3023.01	TERMINAL DIAGRAM	50.3023.01.A3.741.232	V=L11	8
02	Fact.-Rev.	08.11.2005	AD	Drawn	ADAM		50.3023.01			+SIB.R	/K11
01	Approval	20.09.2005	AD	Check	GROHMANN		SUBSTATION T80				Sheet 64
NO.	Alteration	Date	Name	Sid.	Iss. by:	Iss. for	Orig.		D009781.02.611-3.AHA		81sh.

1															2										3										4										5										6										7										8																																																																																																																																																																																																																																																																																																																																																																																																																																																																																																																																																																																																																																																																																																																																																																																																																																																																																																																																																																																																																																																																																																																																																																																																																																																																																																																																																																																																																																																																																																																																																																																																																																																																																																																																																																																																																																																																																																																																																																																																																																																																																																																																																																																																																																																																																																																																																																																																																																																																																																																																																																																																																																																																																																																																																																																																																																																																																																																																																																																																																																																																																																																																																																																																																																																																																																																																																																																																																																																																																																																																																																																																																																																																																																																																																																																																																																																																																																																																																																																																																																																											
CABLE															WIRES USED SHEET STATE										CABLE-TYPE SECTION										CORES										-ROUTE										CIRCUIT DIAGRAM										CABLE MATERIAL										Ø										COLOR										TERM. TYPE																																																																																																																																																																																																																																																																																																																																																																																																																																																																																																																																																																																																																																																																																																																																																																																																																																																																																																																																																																																																																																																																																																																																																																																																																																																																																																																																																																																																																																																																																																																																																																																																																																																																																																																																																																																																																																																																																																																																																																																																																																																																																																																																																																																																																																																																																																																																																																																																																																																																																																																																																																																																																																																																																																																																																																																																																																																																																																																																																																																																																																																																																																																																																																																																																																																																																																																																																																																																																																																																																																																																																																																																																																																																																																																																																																																																																																																																																																																																																																																																																																							



PANEL 11

TERMINAL DIAGRAM

Typ: 08
BUSBAR RISER

+SIB.R

Sheet 64
81sh.

03	AS BUILT	05.12.2005	AD	Date	06.06.2005	US STEEL KOSICE/SLOVAKIA		TERMINAL DIAGRAM	50.3023.01.A3.741.232	V =L11	+SIB.R	/ K30	Sheet 65 81Sh.	
02	Fact.-Rev.	09.11.2005	AD	Drawn	ADAN	50.3023.01								
01	Approval	20.09.2005	AD	Check	GROHMANN	SUBSTATION T80								
00	Alteration	Date	Name	Sid		Orig.:								iss for:
										Typ: 08 BUGBAR RISER D009781.02.611-3.AHA				Sheet 65 81Sh.

1		2		3		4		5		6		7		8								
NO		CABLE		WIRES USED SHEET/STATE		CABLE-TYPE SECTION		CORES		-ROUTE		CIRCUIT DIAGRAM		CABLE MATERIAL								
														Ø COLOR TERM. TYPE								
														STANDARD: MTK-P/P								
														POS.: 0 H05V-K 1.0MM2 SW								
														SW								
-X8																						
RUCK-REF.	NO												CORES/LINE	DESTINAT. DESIG.	EXTERNAL	POT	NO	DESTINAT. DESIG.	INTERNAL	CORES/LINE	REMARK	
	1	2	3	4	5	6	7	8	9	10	11	12										
/004.3															+S1A.R -X04	D06	03L+	801	-X02	D02	0	
/004.5																	03L+	802				
/004.5																	03L+	803	-026 -S1	31 0		
/007.3																	03L+	805	-F310	9 0		
/007.6																	03L+	806	-K102	13		
/004.3																+S1A.R -X04			-X02	D03	0	
/004.3																+S1A.R -X04			-X02	D04	0	
/004.5																+S1A.R -X04			-026 -S1	32		
/004.6																+S1A.R -X04			-026 -S1	44		
/007.3																+S1A.R -X04			-F310	10		
/007.3																+S1A.R -X04			-F310	14		
/007.6																+S1A.R -X04			-K102	14		

AREVA

TERMINAL DIAGRAM

PANEL

03	AS BUILT	06.12.2005	AD	Date	06.06.2005	US STEEL KOSICE/SLOVAKIA	50.3023.01	Substation T80	01	Approval	20.09.2005	AD	Check	GROHMANN	50.3023.01	Substation T80	01	Alteration																																																																																																																																																																																																																																																																																																																																																																																																																																																																																																																																																																																																																																																																																																																																																																																																																																																																																															
----	----------	------------	----	------	------------	--------------------------	------------	----------------	----	----------	------------	----	-------	----------	------------	----------------	----	------------	--	--	--	--	--	--	--	--	--	--	--	--	--	--	--	--	--	--	--	--	--	--	--	--	--	--	--	--	--	--	--	--	--	--	--	--	--	--	--	--	--	--	--	--	--	--	--	--	--	--	--	--	--	--	--	--	--	--	--	--	--	--	--	--	--	--	--	--	--	--	--	--	--	--	--	--	--	--	--	--	--	--	--	--	--	--	--	--	--	--	--	--	--	--	--	--	--	--	--	--	--	--	--	--	--	--	--	--	--	--	--	--	--	--	--	--	--	--	--	--	--	--	--	--	--	--	--	--	--	--	--	--	--	--	--	--	--	--	--	--	--	--	--	--	--	--	--	--	--	--	--	--	--	--	--	--	--	--	--	--	--	--	--	--	--	--	--	--	--	--	--	--	--	--	--	--	--	--	--	--	--	--	--	--	--	--	--	--	--	--	--	--	--	--	--	--	--	--	--	--	--	--	--	--	--	--	--	--	--	--	--	--	--	--	--	--	--	--	--	--	--	--	--	--	--	--	--	--	--	--	--	--	--	--	--	--	--	--	--	--	--	--	--	--	--	--	--	--	--	--	--	--	--	--	--	--	--	--	--	--	--	--	--	--	--	--	--	--	--	--	--	--	--	--	--	--	--	--	--	--	--	--	--	--	--	--	--	--	--	--	--	--	--	--	--	--	--	--	--	--	--	--	--	--	--	--	--	--	--	--	--	--	--	--	--	--	--	--	--	--	--	--	--	--	--	--	--	--	--	--	--	--	--	--	--	--	--	--	--	--	--	--	--	--	--	--	--	--	--	--	--	--	--	--	--	--	--	--	--	--	--	--	--	--	--	--	--	--	--	--	--	--	--	--	--	--	--	--	--	--	--	--	--	--	--	--	--	--	--	--	--	--	--	--	--	--	--	--	--	--	--	--	--	--	--	--	--	--	--	--	--	--	--	--	--	--	--	--	--	--	--	--	--	--	--	--	--	--	--	--	--	--	--	--	--	--	--	--	--	--	--	--	--	--	--	--	--	--	--	--	--	--	--	--	--	--	--	--	--	--	--	--	--	--	--	--	--	--	--	--	--	--	--	--	--	--	--	--	--	--	--	--	--	--	--	--	--	--	--	--	--	--	--	--	--	--	--	--	--	--	--	--	--	--	--	--	--	--	--	--	--	--	--	--	--	--	--	--	--	--	--	--	--	--	--	--	--	--	--	--	--	--	--	--	--	--	--	--	--	--	--	--	--	--	--	--	--	--	--	--	--	--	--	--	--	--	--	--	--	--	--	--	--	--	--	--	--	--	--	--	--	--	--	--	--	--	--	--	--	--	--	--	--	--	--	--	--	--	--	--	--	--	--	--	--	--	--	--	--	--	--	--	--	--	--	--	--	--	--	--	--	--	--	--	--	--	--	--	--	--	--	--	--	--	--	--	--	--	--	--	--	--	--	--	--	--	--	--	--	--	--	--	--	--	--	--	--	--	--	--	--	--	--	--	--	--	--	--	--	--	--	--	--	--	--	--	--	--	--	--	--	--	--	--	--	--	--	--	--	--	--	--	--	--	--	--	--	--	--	--	--	--	--	--	--	--	--	--	--	--	--	--	--	--	--	--	--	--	--	--	--	--	--	--	--	--	--	--	--	--	--	--	--	--	--	--	--	--	--	--	--	--	--	--	--	--	--	--	--	--	--	--	--	--	--	--	--	--	--	--	--	--	--	--	--	--	--	--	--	--	--	--	--	--	--	--	--	--	--	--	--	--	--	--	--	--	--	--	--	--	--	--	--	--	--	--	--	--	--	--	--	--	--	--	--	--	--	--	--	--	--	--	--	--	--	--	--	--	--	--	--	--	--	--	--	--	--	--	--	--	--	--	--	--	--	--	--	--	--	--	--	--	--	--	--	--	--	--	--	--	--	--	--	--	--	--	--	--	--	--	--	--	--	--	--	--	--	--	--	--	--	--	--

D0978102 Copyright as per DIN 34 to be observed!

05.01.2007

1		2		3		4		5		6		7		8			
CABLE		WIRES USED SHEET/STATE		CABLE-TYPE SECTION		CORES		ROUTE		CIRCUIT DIAGRAM		CABLE MATERIAL		TERM. TYPE			
NO.		Alteration		Date		Name/Std.		Iss. for		Iss. by:		CABLE MATERIAL		TERM. TYPE			
AS BUILT		05.12.2005 AD		05.06.2005		US STEEL KOSICE/SLOVAKIA		50.3023.01		50.3023.01		H07V-K 1.5MM2 SW		STANDARD: UKSN			
Fact.-Rev.		09.11.2005 AD		Drawn ADAM		SUBSTATION T80		50.3023.01		50.3023.01		H05V-K 1.0MM2 SW		SW			
Approval		20.09.2005 AD		Check GROHMANN		SUBSTATION T80		50.3023.01		50.3023.01		H05V-K 1.0MM2 SW		SW			
NO.		Alteration		Date		Name/Std.		Iss. for		Iss. by:		CABLE MATERIAL		TERM. TYPE			
AS BUILT		05.12.2005 AD		05.06.2005		US STEEL KOSICE/SLOVAKIA		50.3023.01		50.3023.01		H07V-K 1.5MM2 SW		STANDARD: UKSN			
Fact.-Rev.		09.11.2005 AD		Drawn ADAM		SUBSTATION T80		50.3023.01		50.3023.01		H05V-K 1.0MM2 SW		SW			
Approval		20.09.2005 AD		Check GROHMANN		SUBSTATION T80		50.3023.01		50.3023.01		H05V-K 1.0MM2 SW		SW			
Rück-REF.		NO		CORES/LINE		DESTINAT. DESIG.		EXTERNAL		POT		DESTINAT. DESIG.		CORES/LINE		REMARK	
/V02.3		1 2 3 4 5 6 7 8 9 10 11 12		0		-X02		C13				-X02		D07		0	
/V02.4												-X02		B11		0	
/V02.4						=L10		184				-X02		D11		0	
/V02.4												-X02		D05		0	
/V02.5												-X02		D09		0	
/V02.5						0		C13				-X9		911		0	
/V02.6												-026		63		0	
/V02.8												-X02		D08		0	
/V02.3												-X9		906		0	
/V02.4						0		B12				-X02		D06		0	
/V02.4						0		D12				-X02		D10		0	
/V02.4												-X02		C14		0	
/V02.5								183				-X02		64		0	
/V02.5												-026		-S1		0	
/V02.6																	
/V02.8																	



TERMINAL DIAGRAM

PANEL 11

50.3023.01 A3.741.232

Typ: 08
BUSEBAR RISER

Sheet 67
81Sh.

10

10

10

10

[illegible]

D0978102

05.01.2007

Copyright as per DIN 34 to be observed!

CROSS CONNECTION

REFERENCE	POTENTIAL ITEM CR. SECTION	CABLE MATERIAL COLOR	OUTPUT TERMINAL	DESTINATION 1	DESTINATION 2	DESTINATION 3	DESTINATION 4	DESTINATION 5	DESTINATION 6
D04	1 1.5MM2 127L1	H07V-K SW		-K101	A1 -K320 18				
D04	1 1.5MM2 127L1	H07V-K SW	-X1	22 -K101	1 -K101 3	-K101 5			
D04	1 1.5MM2 127L1	H07V-K SW	-X1	24 -K320	15 -K320 A1				
D04	N	BL	-X1	27 -K101	A2 -K102 A2 -K320	A2			
P02	1 1.5MM2	H07V-K SW		-K26	13 -K26 34				
P02	1 1.5MM2	H07V-K SW		-K26	33 -K26 44				
P02	1 1.5MM2	H07V-K SW		-K26	A1 -S261 11				
P02	1 1.5MM2	H07V-K SW		-S1	-026 52 -S261 14				
P02	1 1.5MM2	H07V-K SW	-X0	022 -K26	14 -S1 -026 51				
P02	1 1.5MM2	H07V-K SW	-X1	182 -K26	A2 -Y26 E2				
002	1 1.5MM2	H07V-K SW	-X3	303 -S1	11 -S1 -026 23				
004	1 1.5MM2	H07V-K SW	-X8	803 -S1	-026 31 -S1 -026 43				
007	1 1.5MM2	H07V-K SW	-X8	805 -F310	9 -F310 13				

US STEEL KOSICE/SLOVAKIA

50.3023.01

SUBSTATION T80

Iss. by:

AREVA

CROSS CONNECT. LIST

RELAY BOX

PANEL

50.3023.01.A3.741.232

Typ: 08

BUSBAR RISER

D009781.02.611-3.AHA

Sheet 69

81Sh.

8

+S1B.R -X02

CABLE MATERIAL H05V-K 1.0mm2 SW

A			B			C			+		
+											+
1	A01	B01		C01				-X3 /001.6 H05V-K 1.0MM2 SW	307		1
2	A02	B02		C02				-X8 /004.3 H05V-K 1.0MM2 SW	801		2
3	A03	B03		C03				-X8 /004.3 H05V-K 1.0MM2 SW	813		3
4	A04	B04		C04				-X8 /004.3 H05V-K 1.0MM2 SW	814		4
5	A05	B05		C05				-X9 /002.4 H05V-K 1.0MM2 SW	904		5
6	A06	B06		C06				-X9 /002.4 H05V-K 1.0MM2 SW	912		6
7	A07	B07		C07				-X9 /002.3 H05V-K 1.0MM2 SW	901		7
8	A08	B08		C08				-X9 /002.3 H05V-K 1.0MM2 SW	909		8
9	A09	B09		C09				-X9 /002.5 H05V-K 1.0MM2 SW	905		9
10	A10	B10		C10				-X9 /002.5 H05V-K 1.0MM2 SW	913		10
11	A11	B11		C11				-X9 /002.4 H05V-K 1.0MM2 SW	903		11
12	A12	B12		C12				-X9 /002.4 H05V-K 1.0MM2 SW	911		12
13	A13	B13		C13				-X1 /002.4 H05V-K 1.0MM2 SW	183		13
14	A14	B14		C14				-X1 /002.4 H05V-K 1.0MM2 SW	181		14
15	A15	B15		C15				-X3 /001.6 H05V-K 1.0MM2 SW			15
16	A16	B16		C16				-X3 /001.6 H05V-K 1.0MM2 SW			16
+											+

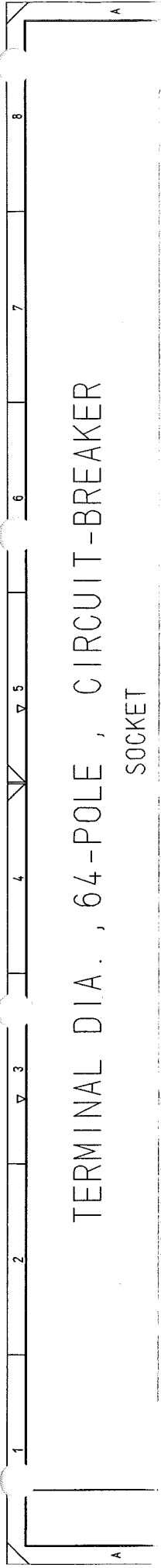
03	AS BUILT	16.12.2005	AD	Date	06.06.2005	US STEEL KOSTICE/SLOVAKIA	PLUG DIAGRAM	50.3023.01.A3.741.232	V=L11	7	8
02	Fact. -Rev.	08.11.2005	AD	Drawn	ADAM	50.3023.01	CIRCUIT-BREAKER		+S1B.R		
01	Approval	20.06.2005	AD	Check	GROHMANN	SUBSTATION T80	PANEL		Typ: 08		Sheet 70
NO.	Alteration	Date	Name	Std.	2	Iss. for	11	D009781.02.611-3.AHA	BUSBAR RISER		8 TSD.

Subject to technical modifications!
Copyright as per DIN 34 to be observed!

D0978102

H30115ND
=L11+S1B
ADAM

05.01.2007



TERMINAL DIA. , 64-POLE , CIRCUIT-BREAKER

SOCKET

TERMINAL DIA. , 64-POLE , FAN SOCKET

+S1B.R -X201
CABLE MATERIAL H05V-K 1.0mm2 SW

+		A				B				C				+	
1	A01				B01				X1 /004.2	C01	31	X1 /004.6	1	30	
2	A02				B02				X1 /004.2	C02	25	XPE /004.6 H05V-K 1.0MM2 GN/ YE	2	PE	
3	A03				B03				X1 /004.3	C03	34		3		
4	A04				B04				X1 /004.3	C04	37		4		
5	A05				B05				X1 /004.3	C05	26		5		
6	A06				B06				XPE /004.2 H05V-K 1.0MM2 GN/ YE	C06	PE		6		
7	A07				B07				X1 /004.4	C07	32		7		
8	A08				B08				X1 /004.4	C08	27		8		
9	A09				B09				X1 /004.4	C09	35		9		
10	A10				B10				X1 /004.5	C10	38		10		
11	A11				B11				X1 /004.4	C11	28		11		
12	A12				B12				XPE /004.4 H05V-K 1.0MM2 GN/ YE	C12	PE		12		
13	A13				B13				X1 /004.5	C13	33				
14	A14				B14				X1 /004.5	C14	29				
15	A15				B15				X1 /004.6	C15	36				
16	A16				B16				X1 /004.7	C16	39		16		
+														+	

Subject to technical modifications!
Copyright as per DIN 34 to be observed!

H0115ND
S101
ADAM

03	AS BUILT	06.12.2005	AD	Date	06.06.2005	US STEEL KOSICE/SLOVAKIA	PLUG DIAGRAM	50.3023.01.A3.741.232	V=L11	8
02	Fact.-Rev.	09.11.2005	AD	Drawn	ADAM	50.3023.01	FAN		*S1B.R	7
01	Approval	20.09.2005	AD	Check	GROHMANN	SUBSTATION T80	PANEL		Typ: 08	Sheet71
NO.	Alteration	Date	Name	Std.	Iss.	for	Iss.	BY:	D009781.02.611-3.AHA	81Sh.

50.3023.01.A3.741.232
*S1B.R
Typ: 08
D009781.02.611-3.AHA
Sheet71
81Sh.

CROSS CONNECTION

REFERENCE	POTENTIAL ITEM CR. SECTION	CABLE MATERIAL COLOR	OUTPUT TERMINAL	DESTINATION 1	DESTINATION 2	DESTINATION 3	DESTINATION 4	DESTINATION 5	DESTINATION 6
— D03	(Adervverbinding) N			-X101 C01 -E101	1				
— D03	(Adervverbinding)			-X101 C02 -E101	2				
— D03	(Adervverbinding)			-X101 C03 -B101	3				
— D03	(Adervverbinding) N			-X101 C04 -B101	4				
— D03	(Adervverbinding)			-X101 C05 -B101	5				
— D03	(Adervverbinding)			-X101 C06 -E101	PE				
— D03	(Adervverbinding) N			-X101 C07 -E102	1				
— D03	(Adervverbinding)			-X101 C08 -E102	2				
— D03	(Adervverbinding)			-X101 C09 -B102	3				
— D03	(Adervverbinding) N			-X101 C10 -B102	4				
— D03	(Adervverbinding)			-X101 C11 -B102	5				
— D03	(Adervverbinding)			-X101 C12 -E102	PE				
— D03	(Adervverbinding) N			-X101 C13 -E103	1				
— D03	(Adervverbinding)			-X101 C14 -E103	2				
— D03	(Adervverbinding)			-X101 C15 -B103	3				
— D03	(Adervverbinding) N			-X101 C16 -B103	4				
— D03	(Adervverbinding)			-X101 D01 -B103	5				
— D03	(Adervverbinding)			-X101 D02 -E103	PE				

+ +		A		B		C		D		+ +	
1	A01	B01		C01	-E101 /003.2	1	1	-B103 /003.6	5	1	
2	A02	B02		C02	-E101 /003.2	2	2	-E103 /003.6	PE GN/ YE	2	
3	A03	B03		C03	-B101 /003.3	3	3			3	
4	A04	B04		C04	-B101 /003.3	4	4			4	
5	A05	B05		C05	-B101 /003.3	5	5			5	
6	A06	B06		C06	-E101 /003.2	PE GN/ YE					
7	A07	B07		C07	-E102 /003.4	1	1				
8	A08	B08		C08	-E102 /003.4	2	2				
9	A09	B09		C09	-B102 /003.4	3	3				
10	A10	B10		C10	-B102 /003.5	4	4				
11	A11	B11		C11	-B102 /003.4	5	5				
12	A12	B12		C12	-E102 /003.4	PE GN/ YE					
13	A13	B13		C13	-E103 /003.5	1	1				
14	A14	B14		C14	-E103 /003.5	2	2				
15	A15	B15		C15	-B103 /003.6	3	3				
16	A16	B16		C16	-B103 /003.7	4	4				
+ +										+ +	

TERMINAL DIA., 64 POLIG , FAN PIN

+S2B -X201
CABLE MATERIAL H05V-K 1.0mm2 SW

A				B				C				D				+
1	A01	B01						E101 /004.2	C01			1				1
2	A02	B02						E101 /004.2	C02			2				2
3	A03	B03						B101 /004.3	C03			3				3
4	A04	B04						B101 /004.3	C04			4				4
5	A05	B05						B101 /004.3	C05			5				5
6	A06	B06						E101 /004.2	C06			PE GN/ YE				6
7	A07	B07						E102 /004.4	C07			1				7
8	A08	B08						E102 /004.4	C08			2				8
9	A09	B09						B102 /004.4	C09			3				9
10	A10	B10						B102 /004.5	C10			4				10
11	A11	B11						B102 /004.4	C11			5				11
12	A12	B12						E102 /004.4	C12			PE GN/ YE				12
13	A13	B13						E103 /004.5	C13			1				13
14	A14	B14						E103 /004.5	C14			2				14
15	A15	B15						B103 /004.6	C15			3				15
16	A16	B16						B103 /004.7	C16			4				16
																+

Subject to technical modifications!
Copyright as per DIN 34 to be observed!

H0115HD
S101
L11+S2B

03	AS BUILT	06.12.2005	AD	Date	06.06.2005	US STEEL KOSTICE/SLOVAKIA	PLUG DIAGRAM	50.3023.01.A3.741.232	V=L11	8
02	Fact. -Rev.	06.11.2005	AD	Drawn	ADAM	50.3023.01	FAN		+S2B	7
01	Approval	20.09.2005	AD	Check	GROHMANN	SUBSTATION T80	PANEL			6
NO.	Alteration	Date	Name	Std.	Iss. for	Iss. by:	11			5
										4
										3
										2
										1
										0
										8

Sheet 75
815h

CROSS CONNECTION									
REFERENCE	POTENTIAL ITEM GR. SECTION	CABLE MATERIAL COLOR	OUTPUT TERMINAL	DESTINATION 1	DESTINATION 2	DESTINATION 3	DESTINATION 4	DESTINATION 5	DESTINATION 6
P01	0 1.0NM2	H05V-K SW		-S1	-Q1 32 -S61	14			
P01	0 1.0NM2	H05V-K SW		-X01	C05 -S1	31			
P01	0 1.0NM2	BUSBAR ES RELEASE		-X01	C06 -S61	11			
P01	0 1.0NM2	H05V-K SW		-X01	D13 -Y1	E1			
P01	0 1.0NM2	H05V-K SW		-X01	D14 -Y1	E2			
001	0 1.0NM2	H05V-K SW		-X01	C15 -S1	-Q1 11 -S1	13		
001	0 1.0NM2	H05V-K SW		-X01	C16 -S1	-Q1 12			
001	0 1.0NM2	H05V-K SW		-X01	D01 -S1	-Q1 14			
003	0 1.0NM2	H05V-K SW		-X01	D02 -S1	-Q1 21 -S1	23		
003	0 1.0NM2	H05V-K SW		-X01	D03 -S1	-Q1 22			
003	0 1.0NM2	H05V-K SW		-X01	D04 -S1	-Q1 24			
V01	0 1.0NM2	H05V-K SW		-S1	-Q1 42 -S62	14			
V01	0 1.0NM2	H05V-K SW		-X01	B11 -S1	-Q1 41			
V01	0 1.0NM2	H05V-K SW		-X01	B12 -S62	11			
V01	0 1.0NM2	H05V-K SW		-X01	C13 -S63	14			
V01	0 1.0NM2	H05V-K SW		-X01	C14 -S63	11			
V01	0 1.0NM2	H05V-K SW		-X01	D05 -S1	-Q1 51			
V01	0 1.0NM2	H05V-K SW		-X01	D06 -S1	-Q1 52			
V01	0 1.0NM2	H05V-K SW		-X01	D07 -S1	-Q1 33			
V01	0 1.0NM2	H05V-K SW		-X01	D08 -S1	-Q1 34			
				CROSS CONNECTION LIST SWITCHING TRUCK			50.3023.01.A3.741.232		
				PANEL			V=L11 +S3A		
				11			Typ: 08		
				ISSUED BY:			BUSBAR RISER		
				01.11.2007			D009781.02.611-3.AHA		
				03			Sheet 76		
				02			Sheet 77		
				01			Sheet 78		
				NO.			81Sh.		

05.01.2007
H0115MD
=11+S3A
ADAN

D0978102

Copyright as per DIN 34 to be observed

CROSS CONNECTION

REFERENCE	POTENTIAL ITEM OR SECTION	CABLE MATERIAL COLOR	OUTPUT TERMINAL	DESTINATION 1	DESTINATION 2	DESTINATION 3	DESTINATION 4	DESTINATION 5	DESTINATION 6
V01	0 1.OHM2	H05V-K SW	-X01	D09 -S1	-01 61				A
V01	0 1.OHM2	H05V-K SW	-X01	D10 -S1	-01 62				B
V01	0 1.OHM2	H05V-K SW	-X01	D11 -S1	-01 63				C
V01	0 1.OHM2	H05V-K SW	-X01	D12 -S1	-01 64				D
									E
									F
									G
									H
									I
									J
									K
									L
									M
									N
									O
									P
									Q
									R
									S
									T
									U
									V
									W
									X
									Y
									Z

ADAM
03.11.2007
HJ0115ND
L1+SSA

Copyright as per DIN 34 to be observed!

D0978102

AS BUILT Date 06.06.2005 AD Drawn ADAM
Fact.-Rev. 03.11.2005 AD Check GROHMANN
Approval 20.06.2005 AD Date Name Std.
Alteration Issued for Iss by:

US STEEL KOSTICE/SLOVAKIA
50.3023.01
SUBSTATION T80
Orig.: Δ 3 2 1

AREVA
CROSS CONNECT. LIST
SWITCHING TRUCK
PANEL
11 Δ 5 4 3 2 1

50.3023.01.A3.741.232 V=L11
+SSA / 031
Typ: 08
BUSBAR RISER D009781.02.611-3.AHA Sheet 77
815h 8

TERMINAL DIA., 64 POLIG, CIRCUIT-BREAKER PIN

+S3A -X01
CABLE MATERIAL H05V-K 1.0mm2 SW

A		B		C		D		+
1	A01	B01	C01	-01 -S1	/001.3	14	1	
2	A02	B02	C02	-01 -S1	/003.3	21	2	
3	A03	B03	C03	-01 -S1	/003.3	22	3	
4	A04	B04	C04	-01 -S1	/003.3	24	4	
5	A05	B05	C05	-01 -S1	/001.2	31	5	
6	A06	B06	C06	-S61	/001.2	11	6	
7	A07	B07	C07	-01 -S1	/001.3	33	7	
8	A08	B08	C08	-01 -S1	/001.3	34	8	
9	A09	B09	C09	-01 -S1	/001.5	61	9	
10	A10	B10	C10	-01 -S1	/001.5	62	10	
11	A11	B11	C11	-01 -S1	/001.4	43	11	
12	A12	B12	C12	-S62	/001.4	44	12	
13	A13	B13	C13	-S63	/001.5	14	13	
14	A14	B14	C14	-S63	/001.5	11	14	
15	A15	B15	C15	-01 -S1	/001.3	11	15	
16	A16	B16	C16	-01 -S1	/001.3	12	16	
+		+		+		+		

03	AS BUILT	06.12.2005	AD	Date	06.06.2005	US STEEL KOSICE/SLOVAKIA	PLUG DIAGRAM	50.3023.01.A3.741.232	V-L11	/S01
02	Fact.-Rev.	08.11.2005	AD	Drawn	ADAM	50.3023.01	CIRCUIT-BREAKER		+S3A	
01	Approval	20.09.2005	AD	Check	GROHMANN	SUBSTATION T80	PANEL			Sheet78
NO.	Alteration	Date	Name	Std.	Iss. for	Iss. by:	11	08	0009781.02.611-3.AHA	8TSh.
1										

Subject to technical modifications!
Copyright as per DIN 34 to be observed!

D0978102

H0115MD
S01
ADAM

CROSS CONNECTION									
REFERENCE	POTENTIAL ITEM CR. SECTION	CABLE MATERIAL COLOR	OUTPUT TERMINAL	DESTINATION 1	DESTINATION 2	DESTINATION 3	DESTINATION 4	DESTINATION 5	DESTINATION 6
P02	0 1.0MM2	H05V-K SW	-S1	-02 32 -S61	14				
P02	0 1.0MM2	H05V-K SW	-X02	C05 -S1	-02 31				
P02	BUSBAR ES.RELEASE 0 1.0MM2	H05V-K SW	-X02	C06 -S61	11				
P02	0 1.0MM2	H05V-K SW	-X02	D13 -Y1	E1				
P02	224L- 0 1.0MM2	H05V-K SW	-X02	D14 -Y1	E2				
001	102L+ 0 1.0MM2	H05V-K SW	-X02	C15 -S1	-02 11 -S1	-02 13			
001	0 1.0MM2	H05V-K SW	-X02	C16 -S1	-02 12				
001	0 1.0MM2	H05V-K SW	-X02	D01 -S1	-02 14				
004	03L+ 0 1.0MM2	H05V-K SW	-X02	D02 -S1	-02 21 -S1	-02 23			
004	0 1.0MM2	H05V-K SW	-X02	D03 -S1	-02 22				
004	0 1.0MM2	H05V-K SW	-X02	D04 -S1	-02 24				
V02	0 1.0MM2	H05V-K SW	-S1	-02 42 -S62	14				
V02	0 1.0MM2	H05V-K SW	-X02	B11 -S1	-02 41				
V02	0 1.0MM2	H05V-K SW	-X02	B12 -S62	11				
V02	0 1.0MM2	H05V-K SW	-X02	C13 -S63	14				
V02	0 1.0MM2	H05V-K SW	-X02	C14 -S63	11				
V02	0 1.0MM2	H05V-K SW	-X02	D05 -S1	-02 51				
V02	0 1.0MM2	H05V-K SW	-X02	D06 -S1	-02 52				
V02	0 1.0MM2	H05V-K SW	-X02	D07 -S1	-02 33				
V02	0 1.0MM2	H05V-K SW	-X02	D08 -S1	-02 34				
				CROSS CONNECT. LIST SWITCHING TRUCK			50.3023.01.A3.741.232		
				PANEL			V=L11 +S3B		
				ISS BY:			TYP: 08		
				ISS FOR			BUSBAR RISER		
				Orig.:			D009781.02.611-3.AHA		
				Date			7		
				Date			8		
				Date			8		
				Date			8		
				Date			8		
				Date			8		
				Date			8		
				Date			8		
				Date			8		
				Date			8		
				Date			8		
				Date			8		
				Date			8		
				Date			8		
				Date			8		
				Date			8		
				Date			8		
				Date			8		
				Date			8		
				Date			8		
				Date			8		
				Date			8		
				Date			8		
				Date			8		
				Date			8		
				Date			8		
				Date			8		
				Date			8		
				Date			8		
				Date			8		
				Date			8		
				Date			8		
				Date			8		
				Date			8		
				Date			8		
				Date			8		
				Date			8		
				Date			8		
				Date			8		
				Date			8		
				Date			8		
				Date			8		
				Date			8		
				Date			8		
				Date			8		
				Date			8		
				Date			8		
				Date			8		
				Date			8		
				Date			8		
				Date			8		
				Date			8		
				Date			8		
				Date			8		
				Date			8		
				Date			8		
				Date			8		
				Date			8		
				Date			8		
				Date			8		
				Date			8		
				Date			8		
				Date			8		
				Date			8		
				Date			8		
				Date			8		
				Date			8		
				Date			8		
				Date			8		
				Date			8		
				Date			8		
				Date			8		
				Date			8		
				Date			8		
				Date			8		
				Date			8		
				Date			8		
				Date			8		
				Date			8		
				Date			8		
				Date			8		
				Date			8		
				Date			8		
				Date			8		
				Date			8		
				Date			8		
				Date			8		
				Date			8		
				Date			8		
				Date			8		
				Date			8		
				Date			8		
				Date			8		
				Date			8		
				Date			8		
				Date			8		
				Date			8		
				Date			8		
				Date			8		
				Date			8		
				Date			8		
				Date			8		
				Date			8		
				Date			8		
				Date			8		
				Date			8		
				Date			8		
				Date			8		
				Date			8		
				Date			8		
</									

CROSS CONNECTION

[illegible][illegible]

